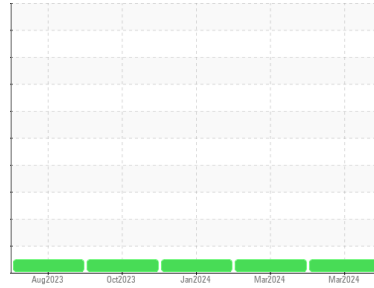


OIL ANALYSIS REPORT

Sample Rating Trend

NORMAL



Machine Id
ST4704

Component
Diesel Engine

Fluid
PETRO CANADA DURON UHP 5W40 (--- LTR)

DIAGNOSIS

Recommendation

Resample at the next service interval to monitor.

Wear

All component wear rates are normal.

Contamination

There is no indication of any contamination in the oil.

Fluid Condition

The condition of the oil is acceptable for the time in service.

SAMPLE INFORMATION		method	limit/base	current	history1	history2
Sample Number	Client Info			PC0082691	PC0082222	PC0078387
Sample Date	Client Info			21 Mar 2024	02 Mar 2024	20 Jan 2024
Machine Age	hrs	Client Info		7371	6917	5923
Oil Age	hrs	Client Info		0	0	250
Oil Changed	Client Info			Changed	Changed	Changed
Sample Status				NORMAL	NORMAL	NORMAL

CONTAMINATION		method	limit/base	current	history1	history2
Fuel	WC Method	>5		<1.0	<1.0	<1.0
Water	WC Method	>0.2		NEG	NEG	NEG
Glycol	WC Method			NEG	NEG	NEG

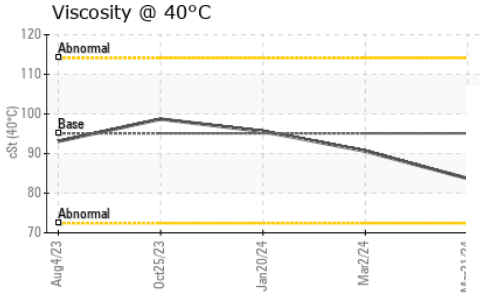
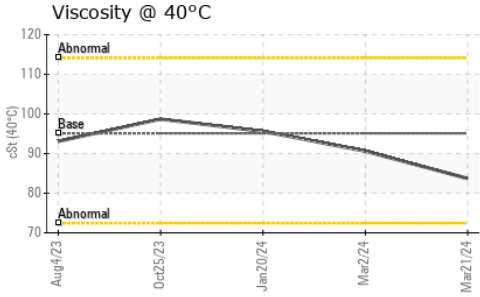
WEAR METALS		method	limit/base	current	history1	history2
Iron	ppm	ASTM D5185(m)	>100	3	13	12
Chromium	ppm	ASTM D5185(m)	>20	0	2	3
Nickel	ppm	ASTM D5185(m)	>4	0	0	0
Titanium	ppm	ASTM D5185(m)		0	0	0
Silver	ppm	ASTM D5185(m)	>3	0	0	0
Aluminum	ppm	ASTM D5185(m)	>20	<1	2	3
Lead	ppm	ASTM D5185(m)	>40	0	0	0
Copper	ppm	ASTM D5185(m)	>330	<1	<1	<1
Tin	ppm	ASTM D5185(m)	>15	0	0	0
Antimony	ppm	ASTM D5185(m)		0	0	0
Vanadium	ppm	ASTM D5185(m)		0	0	0
Beryllium	ppm	ASTM D5185(m)		0	0	0
Cadmium	ppm	ASTM D5185(m)		0	0	0

ADDITIVES		method	limit/base	current	history1	history2
Boron	ppm	ASTM D5185(m)	65	41	42	45
Barium	ppm	ASTM D5185(m)	0	0	0	0
Molybdenum	ppm	ASTM D5185(m)	65	52	53	57
Manganese	ppm	ASTM D5185(m)	0	0	0	0
Magnesium	ppm	ASTM D5185(m)	1160	1039	1066	1089
Calcium	ppm	ASTM D5185(m)	820	793	811	808
Phosphorus	ppm	ASTM D5185(m)	1160	923	948	993
Zinc	ppm	ASTM D5185(m)	1260	1099	1142	1164
Sulfur	ppm	ASTM D5185(m)	3000	2574	2728	2810
Lithium	ppm	ASTM D5185(m)		<1	<1	<1

CONTAMINANTS		method	limit/base	current	history1	history2
Silicon	ppm	ASTM D5185(m)	>25	1	7	6
Sodium	ppm	ASTM D5185(m)		3	4	4
Potassium	ppm	ASTM D5185(m)	>20	0	<1	<1

INFRA-RED		method	limit/base	current	history1	history2
Soot %	%	ASTM D7844*	>3	0	0.1	0
Nitration	Abs/cm	ASTM D7624*	>20	7.2	11.3	11.7
Sulfation	Abs/.1mm	ASTM D7415*	>30	19.3	21.1	21.6

OIL ANALYSIS REPORT

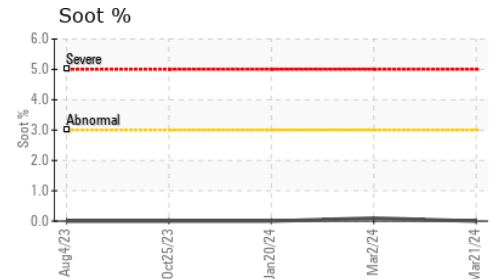
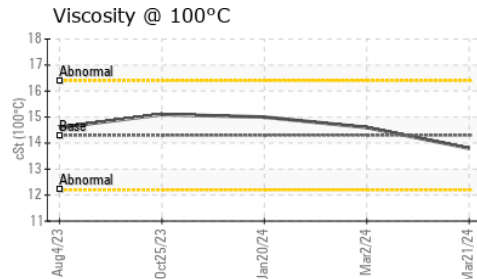
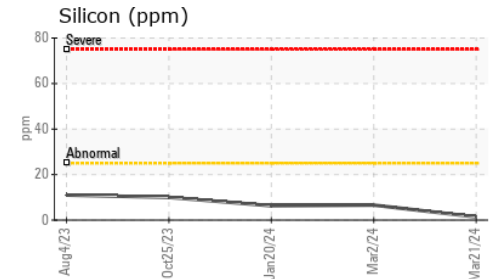
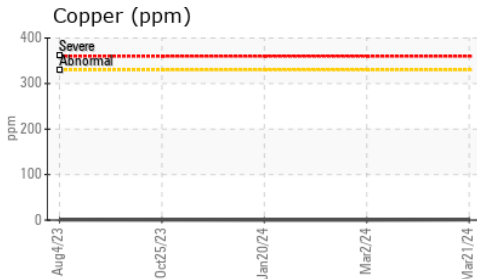
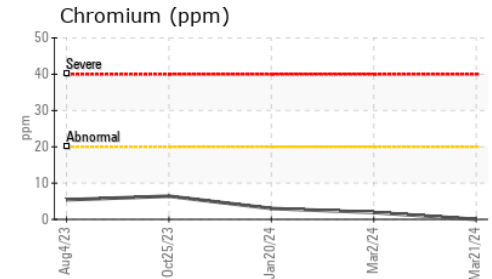
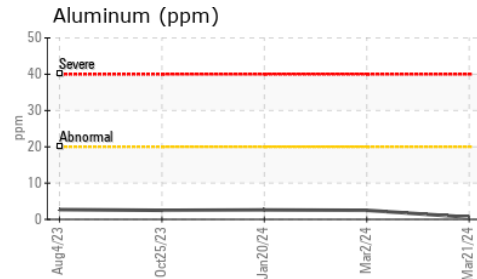
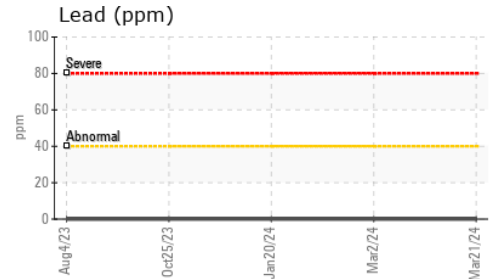
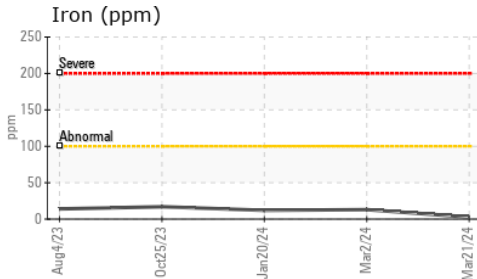


FLUID DEGRADATION		method	limit/base	current	history1	history2
Oxidation	Abs./1mm	ASTM D7414*	>25	16.7	23.7	25.0

VISUAL		method	limit/base	current	history1	history2
Emulsified Water	scalar	Visual*	>0.2	NEG	NEG	NEG
Free Water	scalar	Visual*		NEG	NEG	NEG

FLUID PROPERTIES		method	limit/base	current	history1	history2
Visc @ 40°C	cSt	ASTM D7279(m)	95.1	83.7	90.6	95.6
Visc @ 100°C	cSt	ASTM D7279(m)	14.3	13.8	14.6	15.0
Viscosity Index (VI)	Scale	ASTM D2270*	169	169	168	164

GRAPHS



Laboratory : WearCheck - C8-1175 Appleby Line, Burlington, ON L7L 5H9
Sample No. : PC0082691
Lab Number : 02624912
Unique Number : 5750031
Test Package : MOB 1 (Additional Tests: KV40, VI)

Green Infrastructure and Partners Inc (GIPI) - 286 - Shoring & Foundations
 151 Ram Forest Rd,
 Stouffville, ON
 CA L4A 2G8
 Contact: Shannon Abbott
 sabbott@gipi.com
 T: (905)750-5900
 F:

To discuss this sample report, contact Customer Service at 1-800-268-2131.
 Test denoted (*) outside scope of accreditation, (m) method modified, (e) tested at external lab.
 Validity of results and interpretation are based on the sample and information as supplied.