

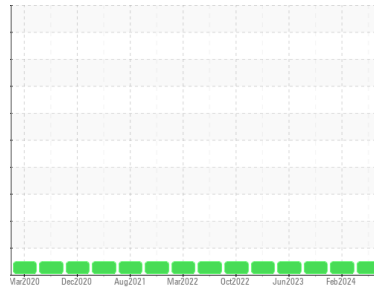


OIL ANALYSIS REPORT



Machine Id
OR564
Component
Front Differential
Fluid
PETRO CANADA DURATRAN (22 LTR)

Sample Rating Trend



NORMAL



DIAGNOSIS

Recommendation

Resample at the next service interval to monitor. (Customer Sample Comment: Top Up Amount: 8 LTR)

Wear

All component wear rates are normal.

Contamination

There is no indication of any contamination in the oil.

Fluid Condition

The condition of the oil is acceptable for the time in service.

SAMPLE INFORMATION		method	limit/base	current	history1	history2
Sample Number	Client Info			GFL0113417	GFL0092217	GFL0087401
Sample Date	Client Info			25 Apr 2024	09 Feb 2024	22 Aug 2023
Machine Age	hrs	Client Info		21261	20550	18697
Oil Age	hrs	Client Info		10000	16204	16204
Oil Changed	Client Info			Oil Added	Not Changd	Not Changd
Sample Status				NORMAL	NORMAL	NORMAL

CONTAMINATION		method	limit/base	current	history1	history2
Water	WC Method		>.2	NEG	NEG	NEG

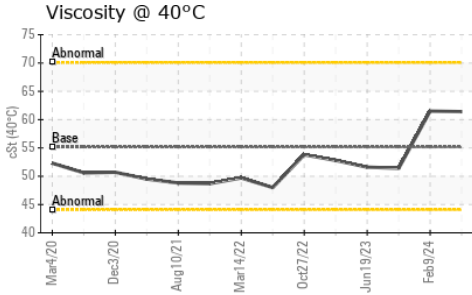
WEAR METALS		method	limit/base	current	history1	history2
Iron	ppm	ASTM D5185(m)	>420	7	7	7
Chromium	ppm	ASTM D5185(m)	>4	0	0	0
Nickel	ppm	ASTM D5185(m)	>4	0	<1	0
Titanium	ppm	ASTM D5185(m)		0	0	0
Silver	ppm	ASTM D5185(m)		0	0	0
Aluminum	ppm	ASTM D5185(m)	>5	<1	1	<1
Lead	ppm	ASTM D5185(m)	>95	42	39	51
Copper	ppm	ASTM D5185(m)	>170	33	29	41
Tin	ppm	ASTM D5185(m)	>15	<1	<1	1
Antimony	ppm	ASTM D5185(m)	>4	0	0	0
Vanadium	ppm	ASTM D5185(m)		0	0	0
Beryllium	ppm	ASTM D5185(m)		0	0	0
Cadmium	ppm	ASTM D5185(m)		0	0	0

ADDITIVES		method	limit/base	current	history1	history2
Boron	ppm	ASTM D5185(m)	110	40	42	74
Barium	ppm	ASTM D5185(m)	0.0	0	0	0
Molybdenum	ppm	ASTM D5185(m)	0.0	<1	1	2
Manganese	ppm	ASTM D5185(m)	1	0	0	0
Magnesium	ppm	ASTM D5185(m)	13	30	30	28
Calcium	ppm	ASTM D5185(m)	3610	2700	2783	2640
Phosphorus	ppm	ASTM D5185(m)	1192	1021	1032	1083
Zinc	ppm	ASTM D5185(m)	1455	1117	1124	1159
Sulfur	ppm	ASTM D5185(m)	2641	2918	3094	2576
Lithium	ppm	ASTM D5185(m)		<1	<1	<1

CONTAMINANTS		method	limit/base	current	history1	history2
Silicon	ppm	ASTM D5185(m)	>35	8	4	6
Sodium	ppm	ASTM D5185(m)		2	2	3
Potassium	ppm	ASTM D5185(m)	>20	<1	<1	1




OIL ANALYSIS REPORT



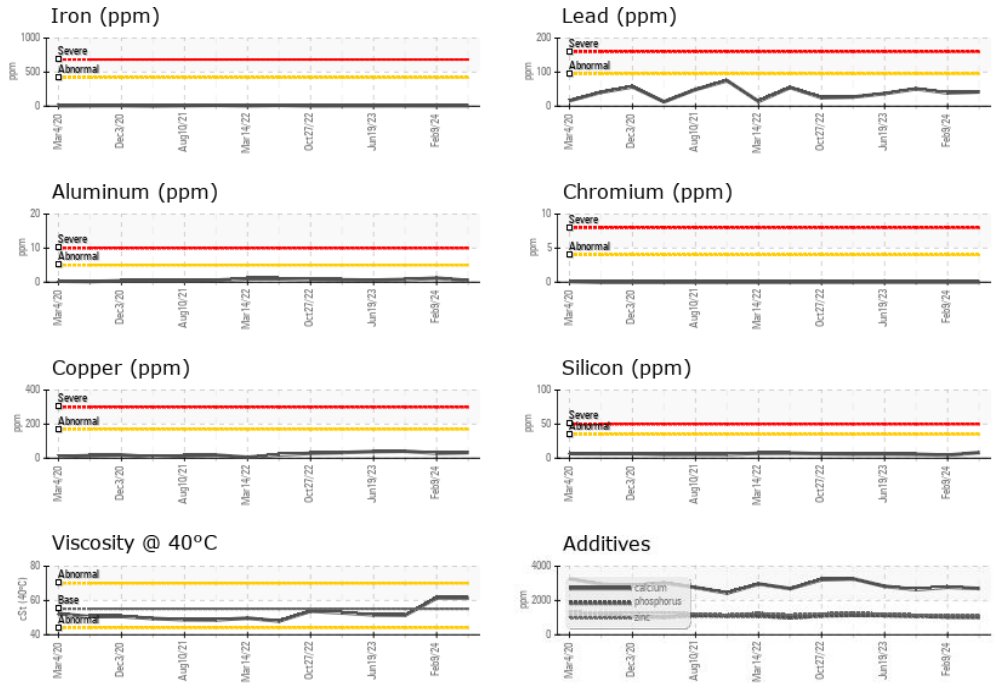
VISUAL	method	limit/base	current	history1	history2
White Metal	scalar	Visual*	NONE	NONE	NONE
Yellow Metal	scalar	Visual*	NONE	NONE	NONE
Precipitate	scalar	Visual*	NONE	NONE	NONE
Silt	scalar	Visual*	NONE	NONE	NONE
Debris	scalar	Visual*	NONE	NONE	NONE
Sand/Dirt	scalar	Visual*	NONE	NONE	NONE
Appearance	scalar	Visual*	NORML	NORML	NORML
Odor	scalar	Visual*	NORML	NORML	NORML
Emulsified Water	scalar	Visual*	>.2	NEG	NEG
Free Water	scalar	Visual*		NEG	NEG

FLUID PROPERTIES	method	limit/base	current	history1	history2	
Visc @ 40°C	cSt	ASTM D7279(m)	55.14	61.4	61.5	51.4

SAMPLE IMAGES	method	limit/base	current	history1	history2
---------------	--------	------------	---------	----------	----------



GRAPHS



Laboratory : WearCheck - C8-1175 Appleby Line, Burlington, ON L7L 5H9 **GFL Environmental - 720 - Lafleche - Landfill**
Sample No. : GFL0113417 **Received** : 02 May 2024 17125 Lafleche Road,
Lab Number : **02632845** **Tested** : 02 May 2024 Moose Creek, ON
Unique Number : 5773998 **Diagnosed** : 02 May 2024 - Kevin Marson CA K0C 1W0
Test Package : MOB 1

To discuss this sample report, contact Customer Service at 1-800-268-2131.
 Test denoted (*) outside scope of accreditation, (m) method modified, (e) tested at external lab.
 Validity of results and interpretation are based on the sample and information as supplied.

Contact: Charles Bergeron
 cbergeron@gflenv.com
 T: (613)538-4853
 F: