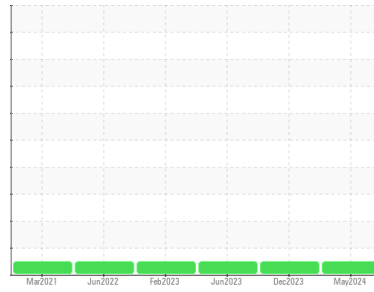




OIL ANALYSIS REPORT

Sample Rating Trend



NORMAL



Machine Id
830002
 Component
Natural Gas Engine
 Fluid
PETRO CANADA DURON GEO LD 15W40 (--- GAL)

DIAGNOSIS

Recommendation

Resample at the next service interval to monitor.

Wear

All component wear rates are normal.

Contamination

There is no indication of any contamination in the oil.

Fluid Condition

The condition of the oil is acceptable for the time in service.

SAMPLE INFORMATION

	method	limit/base	current	history1	history2
Sample Number	Client Info		GFL0112563	GFL0101685	GFL0085941
Sample Date	Client Info		01 May 2024	29 Dec 2023	10 Jun 2023
Machine Age	hrs	Client Info	10280	9820	8625
Oil Age	hrs	Client Info	0	0	0
Oil Changed	Client Info		Changed	N/A	N/A
Sample Status			NORMAL	NORMAL	NORMAL

CONTAMINATION

	method	limit/base	current	history1	history2
Water	WC Method	>0.1	NEG	NEG	NEG

WEAR METALS

	method	limit/base	current	history1	history2	
Iron	ppm	ASTM D5185(m)	>50	20	22	13
Chromium	ppm	ASTM D5185(m)	>4	<1	<1	<1
Nickel	ppm	ASTM D5185(m)	>2	<1	<1	<1
Titanium	ppm	ASTM D5185(m)		0	0	0
Silver	ppm	ASTM D5185(m)	>3	0	0	0
Aluminum	ppm	ASTM D5185(m)	>9	2	2	1
Lead	ppm	ASTM D5185(m)	>30	<1	2	<1
Copper	ppm	ASTM D5185(m)	>35	<1	2	2
Tin	ppm	ASTM D5185(m)	>4	<1	1	0
Antimony	ppm	ASTM D5185(m)		0	0	0
Vanadium	ppm	ASTM D5185(m)		0	0	0
Beryllium	ppm	ASTM D5185(m)		0	0	0
Cadmium	ppm	ASTM D5185(m)		0	0	0

ADDITIVES

	method	limit/base	current	history1	history2	
Boron	ppm	ASTM D5185(m)	50	15	7	16
Barium	ppm	ASTM D5185(m)	5	<1	5	0
Molybdenum	ppm	ASTM D5185(m)	50	53	53	55
Manganese	ppm	ASTM D5185(m)	0	<1	2	<1
Magnesium	ppm	ASTM D5185(m)	560	561	510	603
Calcium	ppm	ASTM D5185(m)	1510	1636	1578	1722
Phosphorus	ppm	ASTM D5185(m)	780	697	632	795
Zinc	ppm	ASTM D5185(m)	870	879	876	973
Sulfur	ppm	ASTM D5185(m)	2040	1981	2089	2046
Lithium	ppm	ASTM D5185(m)		<1	<1	<1

CONTAMINANTS

	method	limit/base	current	history1	history2	
Silicon	ppm	ASTM D5185(m)	>+100	4	16	6
Sodium	ppm	ASTM D5185(m)		6	3	5
Potassium	ppm	ASTM D5185(m)	>20	<1	3	<1

INFRA-RED

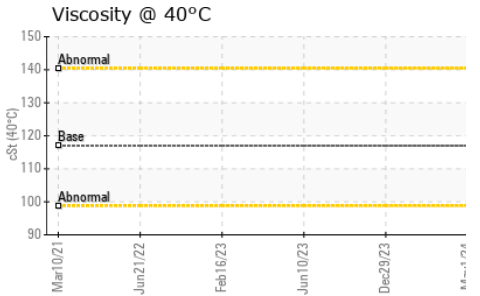
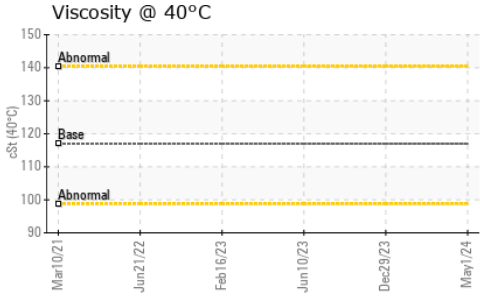
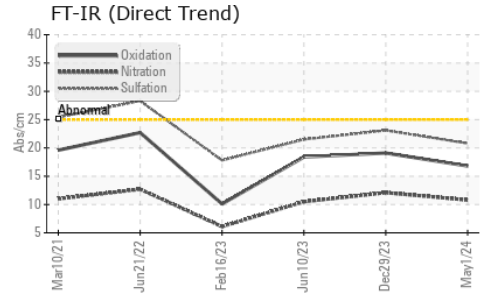
	method	limit/base	current	history1	history2	
Soot %	%	ASTM D7844*		0	0	0
Nitration	Abs/cm	ASTM D7624*	>20	10.8	12.1	10.5
Sulfation	Abs/.1mm	ASTM D7415*	>30	20.8	23.1	21.5

FLUID DEGRADATION

	method	limit/base	current	history1	history2	
Oxidation	Abs/.1mm	ASTM D7414*	>25	16.8	19.1	18.4



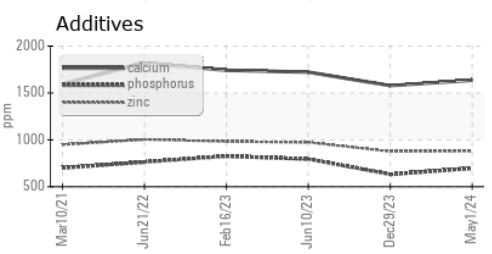
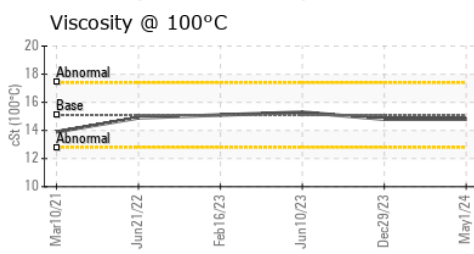
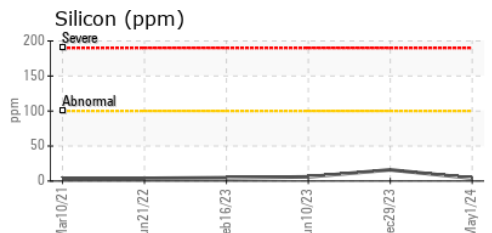
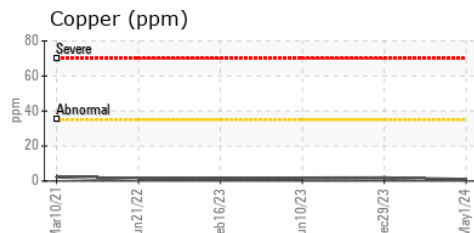
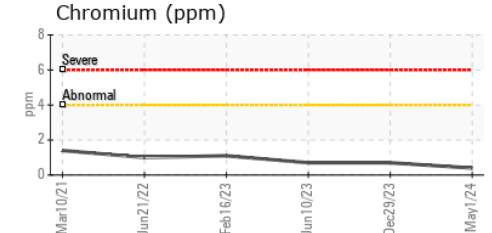
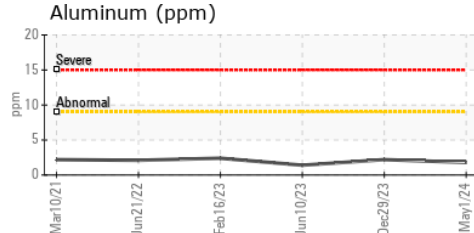
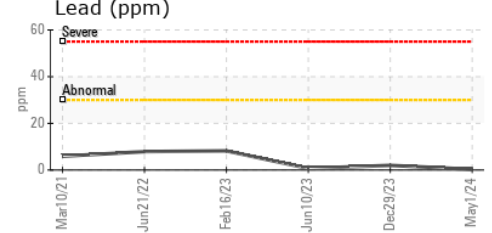
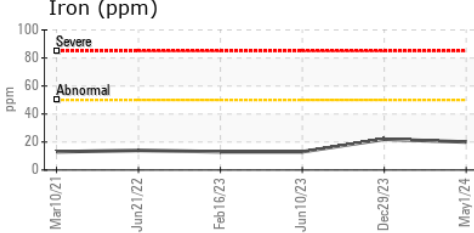
OIL ANALYSIS REPORT



PARAMETER	method	limit/base	current	history1	history2
White Metal	scalar	Visual*	NONE	---	---
Yellow Metal	scalar	Visual*	NONE	---	---
Precipitate	scalar	Visual*	NONE	---	---
Silt	scalar	Visual*	NONE	---	---
Debris	scalar	Visual*	NONE	---	---
Sand/Dirt	scalar	Visual*	NONE	---	---
Appearance	scalar	Visual*	NORML	---	---
Odor	scalar	Visual*	NORML	NORML	NORML
Emulsified Water	scalar	Visual*	>0.1	NEG	NEG
Free Water	scalar	Visual*		NEG	NEG

FLUID PROPERTIES	method	limit/base	current	history1	history2
Visc @ 40°C	cSt	ASTM D7279(m)	117.0	117	---
Visc @ 100°C	cSt	ASTM D7279(m)	15.1	14.8	14.8
Viscosity Index (VI)	Scale	ASTM D2270*	134	129	---

GRAPHS



Laboratory : WearCheck - C8-1175 Appleby Line, Burlington, ON L7L 5H9 **GFL Environmental - 554 - Edmonton SW**
Sample No. : GFL0112563 **Received** : 08 May 2024 8409 -15th Street NW
Lab Number : 02634040 **Tested** : 08 May 2024 Edmonton, AB
Unique Number : 5775193 **Diagnosed** : 08 May 2024 - Wes Davis CA T6P 0B8
Test Package : MOB 1 (Additional Tests: KV40, VI, Visual) Contact: Tim Greig
 tgreg@gflenv.com

To discuss this sample report, contact Customer Service at 1-800-268-2131.
 Test denoted (*) outside scope of accreditation, (m) method modified, (e) tested at external lab.
 Validity of results and interpretation are based on the sample and information as supplied.