

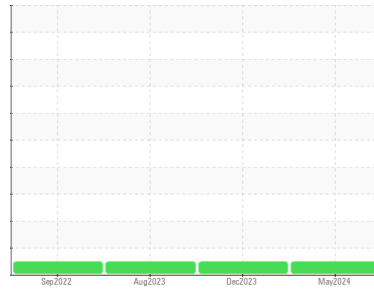


OIL ANALYSIS REPORT



Machine Id
OR872
 Component
Transmission (Manual)
 Fluid
PETRO CANADA PRODURO TO-4 SAE 30 (--- GAL)

Sample Rating Trend



NORMAL



DIAGNOSIS

Recommendation

Resample at the next service interval to monitor.

Wear

All component wear rates are normal.

Contamination

There is no indication of any contamination in the fluid.

Fluid Condition

The condition of the fluid is acceptable for the time in service.

SAMPLE INFORMATION

	method	limit/base	current	history1	history2
Sample Number	Client Info		GFL0100620	GFL0100645	GFL0077027
Sample Date	Client Info		20 May 2024	01 Dec 2023	10 Aug 2023
Machine Age	hrs	Client Info	22057	21348	20882
Oil Age	hrs	Client Info	1175	466	1260
Oil Changed		Client Info	Changed	Not Changd	Not Changd
Sample Status			NORMAL	NORMAL	NORMAL

CONTAMINATION

	method	limit/base	current	history1	history2
Water	WC Method	>0.1	NEG	NEG	NEG

WEAR METALS

	method	limit/base	current	history1	history2	
Iron	ppm	ASTM D5185(m)	>200	7	6	12
Chromium	ppm	ASTM D5185(m)	>5	0	0	0
Nickel	ppm	ASTM D5185(m)	>5	0	0	<1
Titanium	ppm	ASTM D5185(m)		<1	0	<1
Silver	ppm	ASTM D5185(m)	>7	0	<1	0
Aluminum	ppm	ASTM D5185(m)	>25	<1	1	2
Lead	ppm	ASTM D5185(m)	>45	0	<1	<1
Copper	ppm	ASTM D5185(m)	>225	2	2	4
Tin	ppm	ASTM D5185(m)	>10	0	0	0
Antimony	ppm	ASTM D5185(m)		0	0	0
Vanadium	ppm	ASTM D5185(m)		0	0	0
Beryllium	ppm	ASTM D5185(m)		0	0	0
Cadmium	ppm	ASTM D5185(m)		0	0	0

ADDITIVES

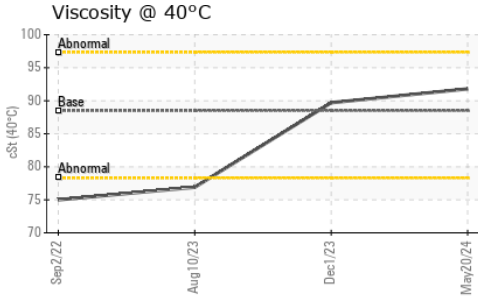
	method	limit/base	current	history1	history2	
Boron	ppm	ASTM D5185(m)	2	1	2	5
Barium	ppm	ASTM D5185(m)	0	0	<1	0
Molybdenum	ppm	ASTM D5185(m)	0	<1	2	13
Manganese	ppm	ASTM D5185(m)	9	0	0	<1
Magnesium	ppm	ASTM D5185(m)	1	10	9	12
Calcium	ppm	ASTM D5185(m)	3131	3071	3121	3143
Phosphorus	ppm	ASTM D5185(m)	1194	1016	999	1112
Zinc	ppm	ASTM D5185(m)	1281	1238	1225	1261
Sulfur	ppm	ASTM D5185(m)	3811	4967	5113	5238
Lithium	ppm	ASTM D5185(m)		<1	<1	<1

CONTAMINANTS

	method	limit/base	current	history1	history2	
Silicon	ppm	ASTM D5185(m)	>125	2	3	4
Sodium	ppm	ASTM D5185(m)		1	2	2
Potassium	ppm	ASTM D5185(m)	>20	1	<1	2




OIL ANALYSIS REPORT



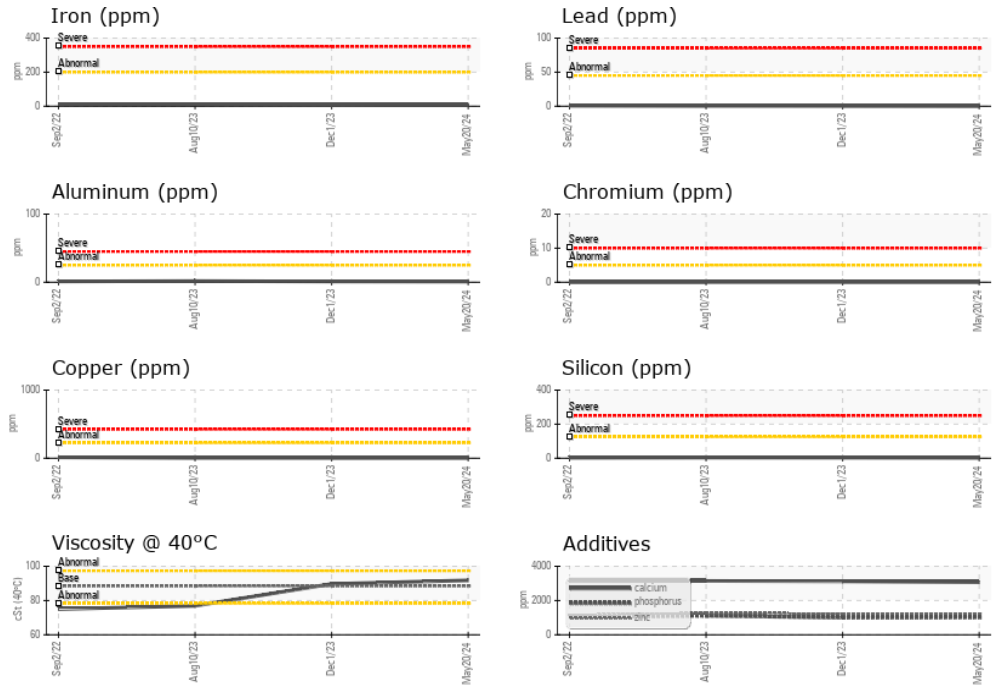
VISUAL	method	limit/base	current	history1	history2
White Metal	scalar	Visual*	NONE	NONE	NONE
Yellow Metal	scalar	Visual*	NONE	NONE	NONE
Precipitate	scalar	Visual*	NONE	NONE	NONE
Silt	scalar	Visual*	NONE	NONE	NONE
Debris	scalar	Visual*	NONE	NONE	NONE
Sand/Dirt	scalar	Visual*	NONE	NONE	NONE
Appearance	scalar	Visual*	NORML	NORML	NORML
Odor	scalar	Visual*	NORML	NORML	NORML
Emulsified Water	scalar	Visual*	>0.1	NEG	NEG
Free Water	scalar	Visual*		NEG	NEG

FLUID PROPERTIES	method	limit/base	current	history1	history2	
Visc @ 40°C	cSt	ASTM D7279(m)	88.5	91.8	89.7	76.9

SAMPLE IMAGES	method	limit/base	current	history1	history2
---------------	--------	------------	---------	----------	----------



GRAPHS



Laboratory : WearCheck - C8-1175 Appleby Line, Burlington, ON L7L 5H9
Sample No. : GFL0100620
Lab Number : 02636970
Unique Number : 5786132
Test Package : MOB 1
Received : 22 May 2024
Tested : 22 May 2024
Diagnosed : 22 May 2024 - Wes Davis

GFL Environmental - 575 - Squamish Hauling
 38950 Queens Way,
 Squamish, BC
 CA V8B 0K8
 Contact: Dean Imbeau
 dimbeau@gflenv.com
 T: (604)892-5604
 F: (604)892-5238

To discuss this sample report, contact Customer Service at 1-800-268-2131.
 Test denoted (*) outside scope of accreditation, (m) method modified, (e) tested at external lab.
 Validity of results and interpretation are based on the sample and information as supplied.