

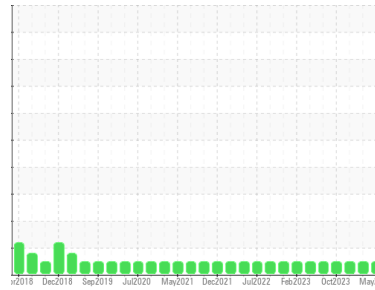


OIL ANALYSIS REPORT



Machine Id
7818
 Component
Diesel Engine
 Fluid
PETRO CANADA DURON SHP 15W40 (18 LTR)

Sample Rating Trend



NORMAL



DIAGNOSIS

Recommendation

Resample at the next service interval to monitor.

Wear

All component wear rates are normal.

Contamination

There is no indication of any contamination in the oil.

Fluid Condition

The condition of the oil is acceptable for the time in service.

SAMPLE INFORMATION

	method	limit/base	current	history1	history2
Sample Number	Client Info		GFL0113291	GFL0113265	GFL0097533
Sample Date	Client Info		23 May 2024	07 May 2024	17 Dec 2023
Machine Age	hrs	Client Info	0	27858	0
Oil Age	hrs	Client Info	0	27858	0
Oil Changed	Client Info		N/A	Changed	N/A
Sample Status			NORMAL	NORMAL	NORMAL

CONTAMINATION

	method	limit/base	current	history1	history2
Fuel	WC Method	>3.0	<1.0	<1.0	<1.0
Water	WC Method	>0.2	NEG	NEG	NEG
Glycol	WC Method		NEG	NEG	NEG

WEAR METALS

	method	limit/base	current	history1	history2	
Iron	ppm	ASTM D5185(m)	>75	12	29	14
Chromium	ppm	ASTM D5185(m)	>5	<1	1	<1
Nickel	ppm	ASTM D5185(m)	>4	0	<1	<1
Titanium	ppm	ASTM D5185(m)	>2	0	0	0
Silver	ppm	ASTM D5185(m)	>2	0	0	<1
Aluminum	ppm	ASTM D5185(m)	>15	2	7	2
Lead	ppm	ASTM D5185(m)	>25	0	0	<1
Copper	ppm	ASTM D5185(m)	>100	<1	1	<1
Tin	ppm	ASTM D5185(m)	>4	0	0	0
Antimony	ppm	ASTM D5185(m)		0	0	0
Vanadium	ppm	ASTM D5185(m)		0	0	0
Beryllium	ppm	ASTM D5185(m)		0	0	0
Cadmium	ppm	ASTM D5185(m)		0	0	0

ADDITIVES

	method	limit/base	current	history1	history2	
Boron	ppm	ASTM D5185(m)	0	4	4	4
Barium	ppm	ASTM D5185(m)	0	0	0	<1
Molybdenum	ppm	ASTM D5185(m)	60	59	65	62
Manganese	ppm	ASTM D5185(m)	0	0	<1	0
Magnesium	ppm	ASTM D5185(m)	1010	968	1064	987
Calcium	ppm	ASTM D5185(m)	1070	1046	1163	1110
Phosphorus	ppm	ASTM D5185(m)	1150	973	1060	992
Zinc	ppm	ASTM D5185(m)	1270	1178	1296	1224
Sulfur	ppm	ASTM D5185(m)	2060	2472	2429	2455
Lithium	ppm	ASTM D5185(m)		<1	<1	<1

CONTAMINANTS

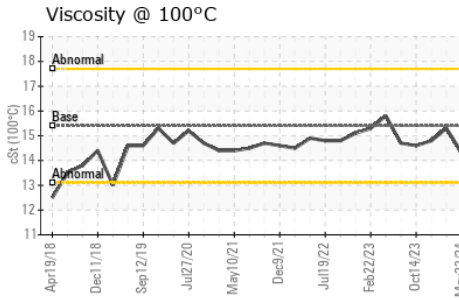
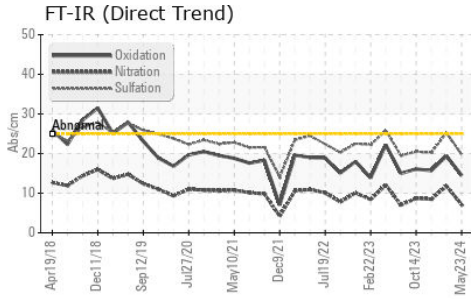
	method	limit/base	current	history1	history2	
Silicon	ppm	ASTM D5185(m)	>25	3	4	4
Sodium	ppm	ASTM D5185(m)		4	5	4
Potassium	ppm	ASTM D5185(m)	>20	4	14	2

INFRA-RED

	method	limit/base	current	history1	history2	
Soot %	%	ASTM D7844*	>6	0.5	1.8	0.7
Nitration	Abs/cm	ASTM D7624*	>20	7.1	11.8	8.5
Sulfation	Abs./1mm	ASTM D7415*	>30	19.8	25.2	20.2



OIL ANALYSIS REPORT



FLUID DEGRADATION

method	limit/base	current	history1	history2	
Oxidation	Abs./1mm ASTM D7414*	>25	14.5	19.4	15.7

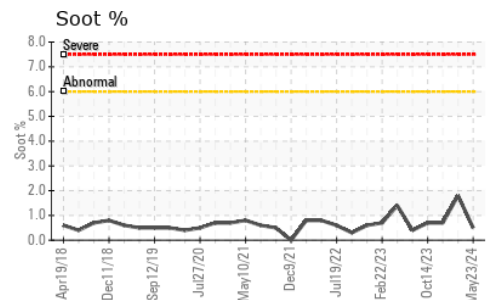
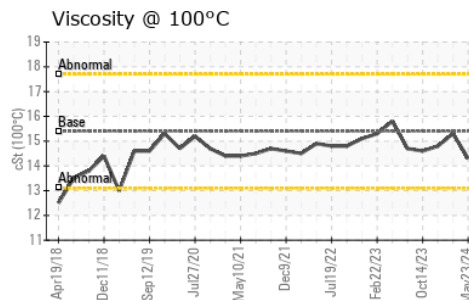
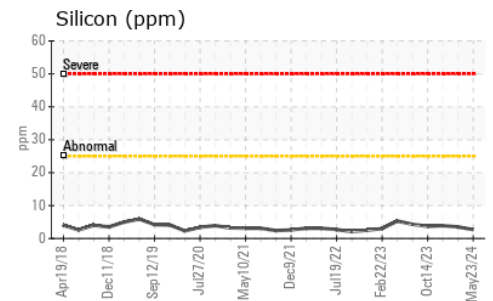
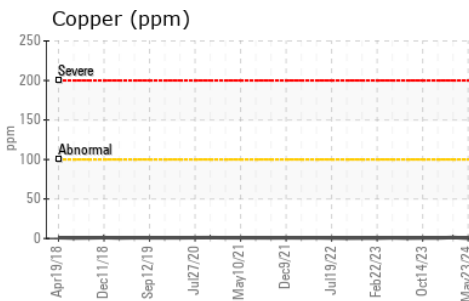
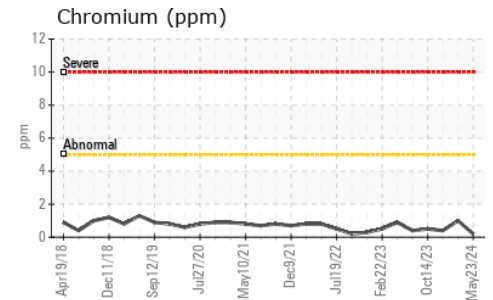
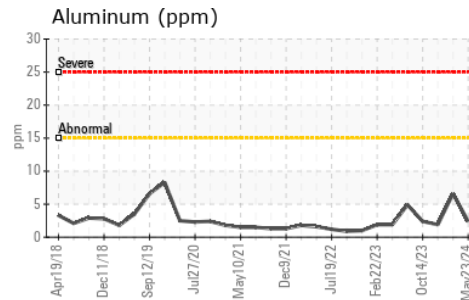
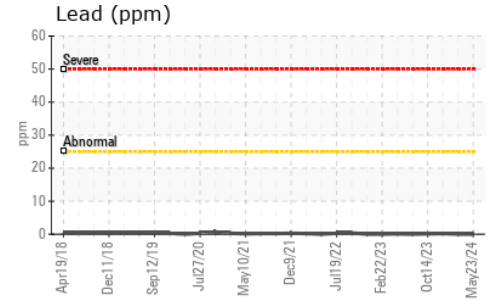
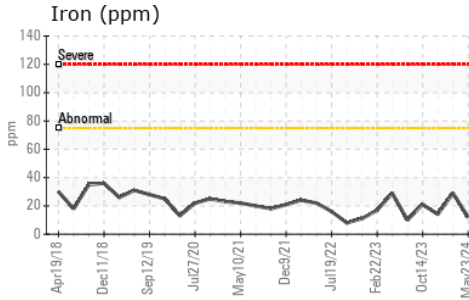
VISUAL

method	limit/base	current	history1	history2	
Emulsified Water	scalar Visual*	>0.2	NEG	NEG	NEG
Free Water	scalar Visual*	NEG	NEG	NEG	

FLUID PROPERTIES

method	limit/base	current	history1	history2	
Visc @ 100°C	cSt ASTM D7279(m)	15.4	14.3	15.3	14.8

GRAPHS



Laboratory : WearCheck - C8-1175 Appleby Line, Burlington, ON L7L 5H9
Sample No. : GFL0113291
Lab Number : 02637418
Unique Number : 5786580
Test Package : MOB 1
Received : 24 May 2024
Tested : 24 May 2024
Diagnosed : 24 May 2024 - Wes Davis

GFL Environmental - 216
 15 Bermondsey Road
 Toronto, ON
 CA M4B 1Y9
 Contact: Tom Hatzioannidis
 thatzioannidis@gflenv.com
 T: (416)678-9340
 F:

To discuss this sample report, contact Customer Service at 1-800-268-2131.
 Test denoted (*) outside scope of accreditation, (m) method modified, (e) tested at external lab.
 Validity of results and interpretation are based on the sample and information as supplied.