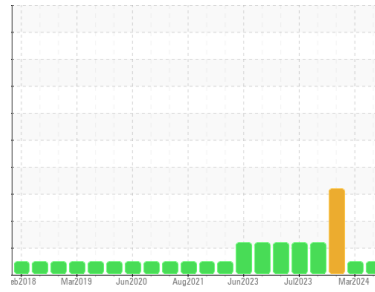




OIL ANALYSIS REPORT

Sample Rating Trend



NORMAL



Machine Id
801032
 Component
Diesel Engine
 Fluid
PETRO CANADA DURON SHP 15W40 (22 LTR)

DIAGNOSIS

Recommendation

Resample at the next service interval to monitor.

Wear

All component wear rates are normal.

Contamination

There is no indication of any contamination in the oil.

Fluid Condition

The condition of the oil is acceptable for the time in service.

SAMPLE INFORMATION

	method	limit/base	current	history1	history2
Sample Number	Client Info		GFL0122311	GFL0107137	GFL0111726
Sample Date	Client Info		22 May 2024	13 Mar 2024	05 Mar 2024
Machine Age	hrs	Client Info	6558	120889	6014
Oil Age	hrs	Client Info	0	600	0
Oil Changed	Client Info		Changed	Changed	Changed
Sample Status			NORMAL	NORMAL	ABNORMAL

CONTAMINATION

	method	limit/base	current	history1	history2
Fuel	WC Method	>5	<1.0	<1.0	▲ 4.9
Water	WC Method	>0.2	NEG	NEG	NEG
Glycol	WC Method		NEG	NEG	0.0

WEAR METALS

	method	limit/base	current	history1	history2	
Iron	ppm	ASTM D5185(m)	>80	24	9	45
Chromium	ppm	ASTM D5185(m)	>5	<1	<1	1
Nickel	ppm	ASTM D5185(m)	>2	0	0	<1
Titanium	ppm	ASTM D5185(m)		0	0	0
Silver	ppm	ASTM D5185(m)	>3	0	0	0
Aluminum	ppm	ASTM D5185(m)	>30	3	2	6
Lead	ppm	ASTM D5185(m)	>30	1	2	7
Copper	ppm	ASTM D5185(m)	>150	90	73	● 301
Tin	ppm	ASTM D5185(m)	>5	<1	0	<1
Antimony	ppm	ASTM D5185(m)		0	0	0
Vanadium	ppm	ASTM D5185(m)		0	0	0
Beryllium	ppm	ASTM D5185(m)		0	0	0
Cadmium	ppm	ASTM D5185(m)		0	0	0

ADDITIVES

	method	limit/base	current	history1	history2	
Boron	ppm	ASTM D5185(m)	0	6	11	26
Barium	ppm	ASTM D5185(m)	0	2	2	14
Molybdenum	ppm	ASTM D5185(m)	60	60	58	78
Manganese	ppm	ASTM D5185(m)	0	2	<1	8
Magnesium	ppm	ASTM D5185(m)	1010	778	777	32
Calcium	ppm	ASTM D5185(m)	1070	1200	1185	2081
Phosphorus	ppm	ASTM D5185(m)	1150	887	976	924
Zinc	ppm	ASTM D5185(m)	1270	1129	1122	1083
Sulfur	ppm	ASTM D5185(m)	2060	2112	2685	2616
Lithium	ppm	ASTM D5185(m)		<1	<1	2

CONTAMINANTS

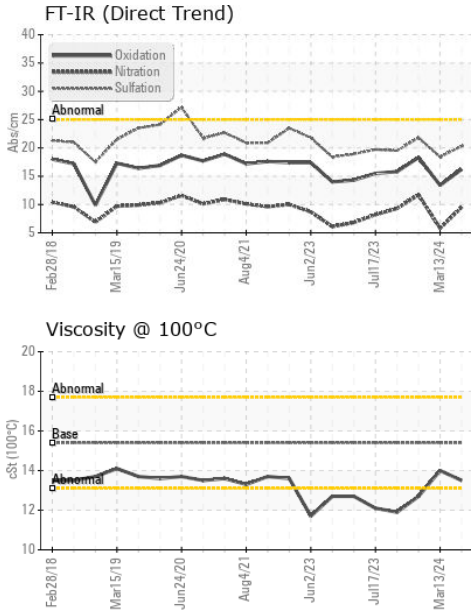
	method	limit/base	current	history1	history2	
Silicon	ppm	ASTM D5185(m)	>20	7	5	▲ 21
Sodium	ppm	ASTM D5185(m)		6	3	4
Potassium	ppm	ASTM D5185(m)	>20	1	2	4

INFRA-RED

	method	limit/base	current	history1	history2	
Soot %	%	ASTM D7844*	>3	0.3	0	0.3
Nitration	Abs/cm	ASTM D7624*	>20	9.5	5.8	11.7
Sulfation	Abs./1mm	ASTM D7415*	>30	20.3	18.4	21.8



OIL ANALYSIS REPORT



FLUID DEGRADATION

method	limit/base	current	history1	history2
Abs./1mm	ASTM D7414*	>25	13.4	18.3

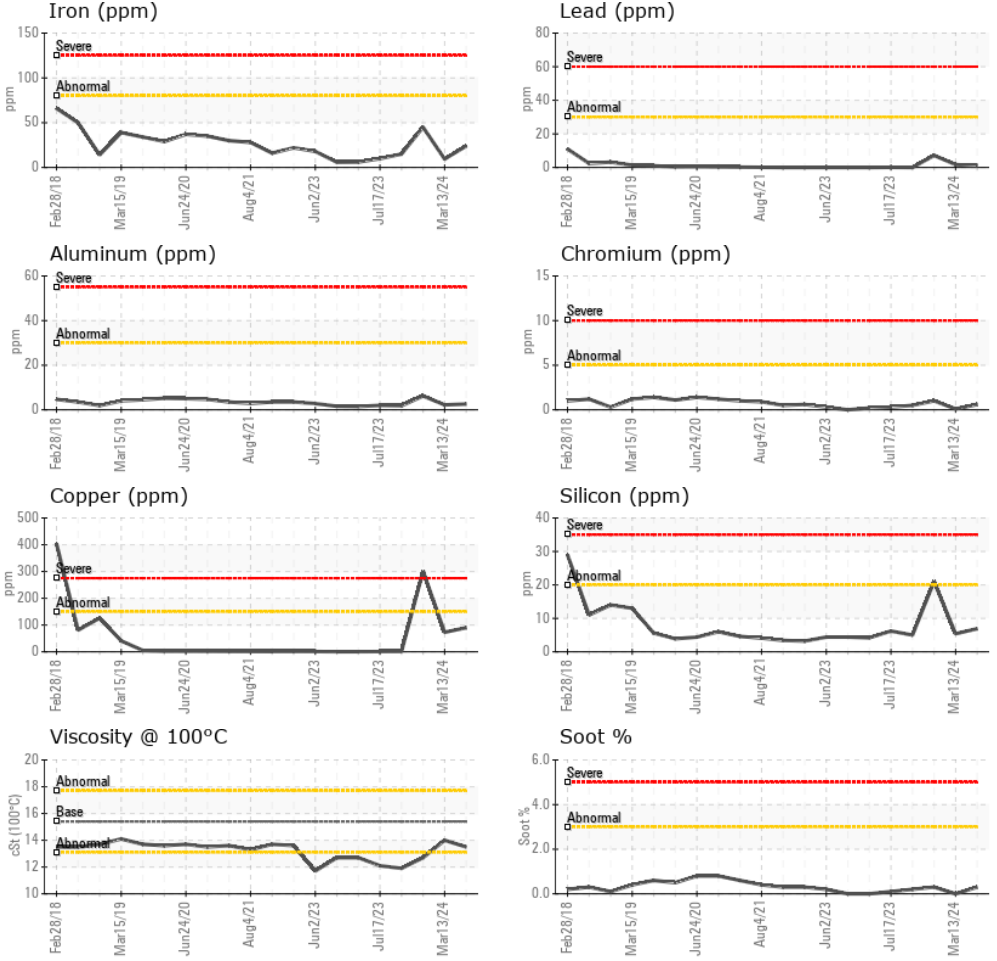
VISUAL

method	limit/base	current	history1	history2		
White Metal	scalar	Visual*	NONE	NONE	---	---
Yellow Metal	scalar	Visual*	NONE	NONE	---	---
Precipitate	scalar	Visual*	NONE	NONE	---	---
Silt	scalar	Visual*	NONE	NONE	---	---
Debris	scalar	Visual*	NONE	NONE	---	---
Sand/Dirt	scalar	Visual*	NONE	NONE	---	---
Appearance	scalar	Visual*	NORML	NORML	---	---
Odor	scalar	Visual*	NORML	NORML	NORML	NORML
Emulsified Water	scalar	Visual*	>0.2	NEG	NEG	NEG
Free Water	scalar	Visual*		NEG	NEG	NEG

FLUID PROPERTIES

method	limit/base	current	history1	history2		
Visc @ 100°C	cSt	ASTM D7279(m)	15.4	13.5	14.0	12.7

GRAPHS



Laboratory : WearCheck - C8-1175 Appleby Line, Burlington, ON L7L 5H9
Sample No. : GFL0122311
Lab Number : 02637888
Unique Number : 5787050
Test Package : MOB 1 (Additional Tests: Visual)

GFL Environmental - 217 - Aurora
 14131 BAYVIEW AVE, AURORA YARD
 AURORA, ON
 CA L4G 0K6
 Contact: Mike Havens
 MHavens@gflenv.com

To discuss this sample report, contact Customer Service at 1-800-268-2131.
 Test denoted (*) outside scope of accreditation, (m) method modified, (e) tested at external lab.
 Validity of results and interpretation are based on the sample and information as supplied.

T:
 F: (905)713-2445