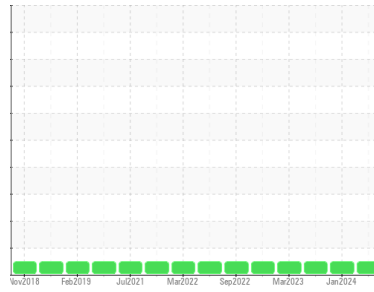




OIL ANALYSIS REPORT

Sample Rating Trend



NORMAL



Machine Id

201031

Component

Diesel Engine

Fluid

PETRO CANADA DURON SHP 10W30 (--- GAL)

DIAGNOSIS

Recommendation

Resample at the next service interval to monitor.

Wear

All component wear rates are normal.

Contamination

There is no indication of any contamination in the oil.

Fluid Condition

The condition of the oil is acceptable for the time in service.

SAMPLE INFORMATION

	method	limit/base	current	history1	history2
Sample Number	Client Info		GFL0112524	GFL0101687	GFL0085938
Sample Date	Client Info		23 May 2024	02 Jan 2024	08 Jun 2023
Machine Age	hrs	Client Info	10457	6139	5632
Oil Age	hrs	Client Info	0	0	0
Oil Changed	Client Info		Changed	N/A	Changed
Sample Status			NORMAL	NORMAL	NORMAL

CONTAMINATION

	method	limit/base	current	history1	history2
Fuel	WC Method	>5	<1.0	<1.0	<1.0
Water	WC Method	>0.2	NEG	NEG	NEG
Glycol	WC Method		NEG	NEG	NEG

WEAR METALS

	method	limit/base	current	history1	history2
Iron	ppm	ASTM D5185(m) >100	8	8	15
Chromium	ppm	ASTM D5185(m) >20	0	0	<1
Nickel	ppm	ASTM D5185(m) >4	0	<1	<1
Titanium	ppm	ASTM D5185(m)	0	0	0
Silver	ppm	ASTM D5185(m) >3	0	0	0
Aluminum	ppm	ASTM D5185(m) >20	1	2	2
Lead	ppm	ASTM D5185(m) >40	0	2	3
Copper	ppm	ASTM D5185(m) >330	2	<1	1
Tin	ppm	ASTM D5185(m) >15	0	0	0
Antimony	ppm	ASTM D5185(m)	0	0	0
Vanadium	ppm	ASTM D5185(m)	0	0	0
Beryllium	ppm	ASTM D5185(m)	0	0	0
Cadmium	ppm	ASTM D5185(m)	0	0	0

ADDITIVES

	method	limit/base	current	history1	history2
Boron	ppm	ASTM D5185(m) 2	2	2	2
Barium	ppm	ASTM D5185(m) 0	0	0	0
Molybdenum	ppm	ASTM D5185(m) 50	57	58	59
Manganese	ppm	ASTM D5185(m) 0	<1	0	<1
Magnesium	ppm	ASTM D5185(m) 950	947	946	986
Calcium	ppm	ASTM D5185(m) 1050	1021	1048	1083
Phosphorus	ppm	ASTM D5185(m) 995	1012	1008	1082
Zinc	ppm	ASTM D5185(m) 1180	1152	1163	1227
Sulfur	ppm	ASTM D5185(m) 2600	2523	2724	2589
Lithium	ppm	ASTM D5185(m)	<1	<1	<1

CONTAMINANTS

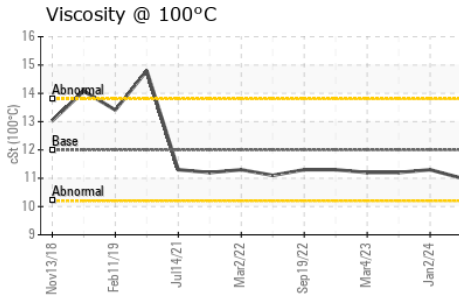
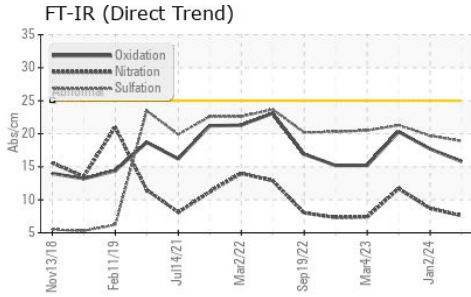
	method	limit/base	current	history1	history2
Silicon	ppm	ASTM D5185(m) >25	2	3	3
Sodium	ppm	ASTM D5185(m)	1	1	2
Potassium	ppm	ASTM D5185(m) >20	<1	1	<1

INFRA-RED

	method	limit/base	current	history1	history2
Soot %	%	ASTM D7844* >3	0.2	0.4	0.9
Nitration	Abs/cm	ASTM D7624* >20	7.6	8.7	11.7
Sulfation	Abs./1mm	ASTM D7415* >30	18.9	19.7	21.3



OIL ANALYSIS REPORT



FLUID DEGRADATION

	method	limit/base	current	history1	history2
Oxidation	Abs./1mm	ASTM D7414*	>25	15.8	17.7

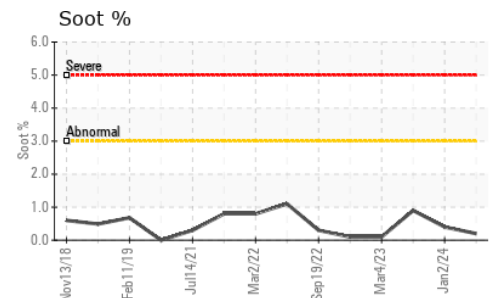
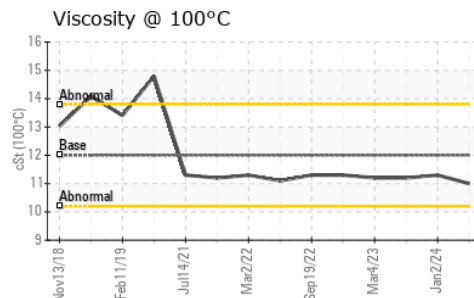
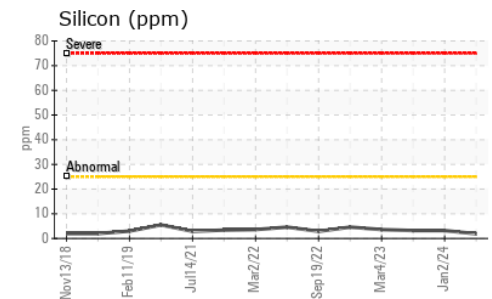
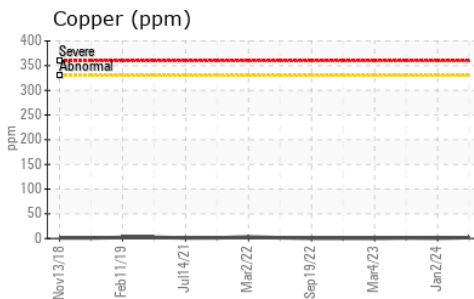
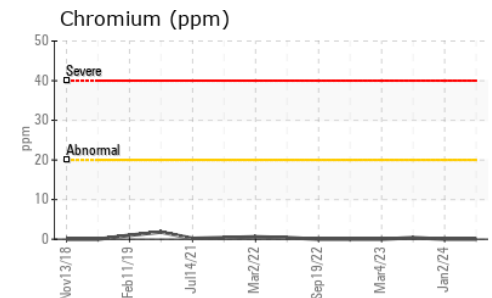
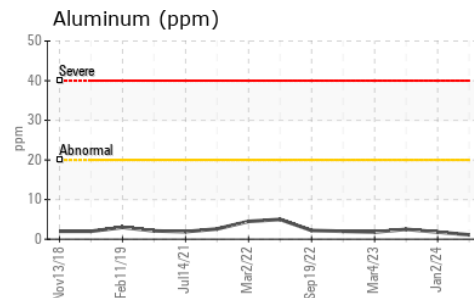
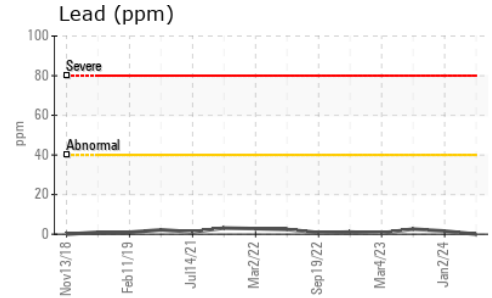
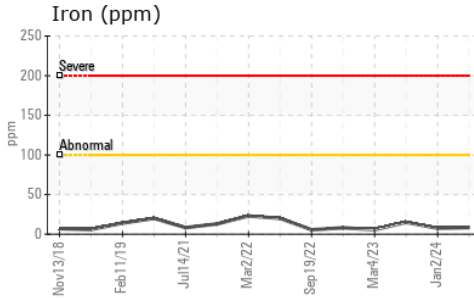
VISUAL

	method	limit/base	current	history1	history2
Emulsified Water	scalar	Visual*	>0.2	NEG	NEG
Free Water	scalar	Visual*	NEG	NEG	NEG

FLUID PROPERTIES

	method	limit/base	current	history1	history2
Visc @ 100°C	cSt	ASTM D7279(m)	12.00	11.0	11.3

GRAPHS



Laboratory : WearCheck - C8-1175 Appleby Line, Burlington, ON L7L 5H9 **GFL Environmental - 554 - Edmonton SW**
Sample No. : GFL0112524 **Received** : 29 May 2024 **8409 -15th Street NW**
Lab Number : **02638384** **Tested** : 29 May 2024 **Edmonton, AB**
Unique Number : 5787546 **Diagnosed** : 29 May 2024 - Wes Davis **CA T6P 0B8**
Test Package : MOB 1 **Contact:** Tim Greig **tgreg@gflenv.com**

To discuss this sample report, contact Customer Service at 1-800-268-2131.
 Test denoted (*) outside scope of accreditation, (m) method modified, (e) tested at external lab.
 Validity of results and interpretation are based on the sample and information as supplied.