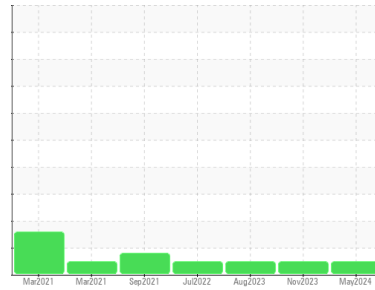




OIL ANALYSIS REPORT

Sample Rating Trend



NORMAL



Machine Id

831003

Component

Natural Gas Engine

Fluid

PETRO CANADA DURON GEO LD 15W40 (--- LTR)

DIAGNOSIS

Recommendation

Resample at the next service interval to monitor.

Wear

All component wear rates are normal.

Contamination

There is no indication of any contamination in the oil.

Fluid Condition

The condition of the oil is acceptable for the time in service.

SAMPLE INFORMATION

	method	limit/base	current	history1	history2
Sample Number	Client Info		GFL0112518	GFL0097624	GFL0090602
Sample Date	Client Info		28 May 2024	20 Nov 2023	25 Aug 2023
Machine Age	hrs	Client Info	7697	0	6420
Oil Age	hrs	Client Info	0	0	0
Oil Changed	Client Info		N/A	N/A	Changed
Sample Status			NORMAL	NORMAL	NORMAL

CONTAMINATION

	method	limit/base	current	history1	history2
Water	WC Method	>0.1	NEG	NEG	NEG

WEAR METALS

	method	limit/base	current	history1	history2	
Iron	ppm	ASTM D5185(m)	>50	31	21	31
Chromium	ppm	ASTM D5185(m)	>4	1	<1	2
Nickel	ppm	ASTM D5185(m)	>2	<1	<1	1
Titanium	ppm	ASTM D5185(m)		0	0	0
Silver	ppm	ASTM D5185(m)	>3	0	<1	0
Aluminum	ppm	ASTM D5185(m)	>9	3	2	13
Lead	ppm	ASTM D5185(m)	>30	2	1	3
Copper	ppm	ASTM D5185(m)	>35	2	2	2
Tin	ppm	ASTM D5185(m)	>4	<1	<1	<1
Antimony	ppm	ASTM D5185(m)		0	0	0
Vanadium	ppm	ASTM D5185(m)		0	0	0
Beryllium	ppm	ASTM D5185(m)		0	0	0
Cadmium	ppm	ASTM D5185(m)		0	0	0

ADDITIVES

	method	limit/base	current	history1	history2	
Boron	ppm	ASTM D5185(m)	50	7	18	11
Barium	ppm	ASTM D5185(m)	5	2	12	0
Molybdenum	ppm	ASTM D5185(m)	50	56	50	63
Manganese	ppm	ASTM D5185(m)	0	1	3	1
Magnesium	ppm	ASTM D5185(m)	560	583	544	687
Calcium	ppm	ASTM D5185(m)	1510	1686	1549	1842
Phosphorus	ppm	ASTM D5185(m)	780	722	726	930
Zinc	ppm	ASTM D5185(m)	870	909	869	1072
Sulfur	ppm	ASTM D5185(m)	2040	1961	1974	2140
Lithium	ppm	ASTM D5185(m)		<1	<1	<1

CONTAMINANTS

	method	limit/base	current	history1	history2	
Silicon	ppm	ASTM D5185(m)	>+100	6	18	5
Sodium	ppm	ASTM D5185(m)		10	3	10
Potassium	ppm	ASTM D5185(m)	>20	4	<1	22

INFRA-RED

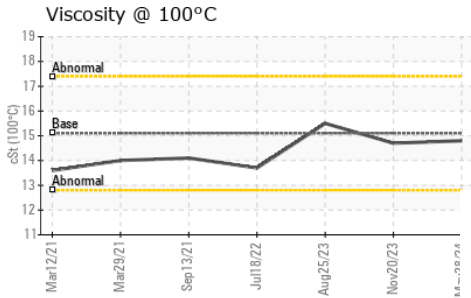
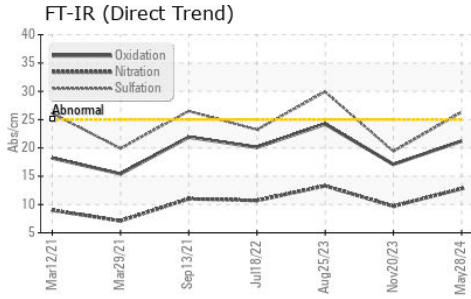
	method	limit/base	current	history1	history2	
Soot %	%	ASTM D7844*		0	0	0
Nitration	Abs/cm	ASTM D7624*	>20	12.8	9.7	13.3
Sulfation	Abs/.1mm	ASTM D7415*	>30	26.3	19.4	29.9

FLUID DEGRADATION

	method	limit/base	current	history1	history2	
Oxidation	Abs/.1mm	ASTM D7414*	>25	21.2	17.1	24.2



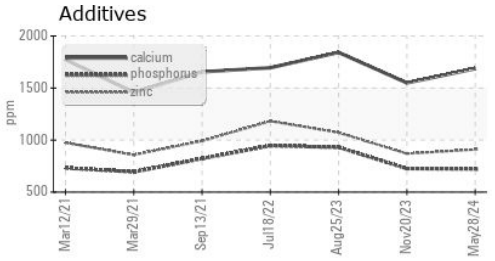
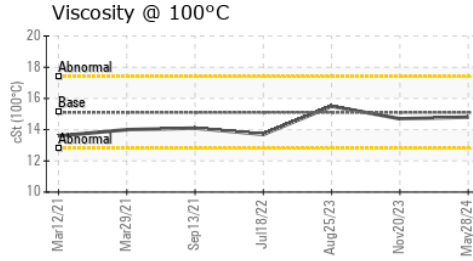
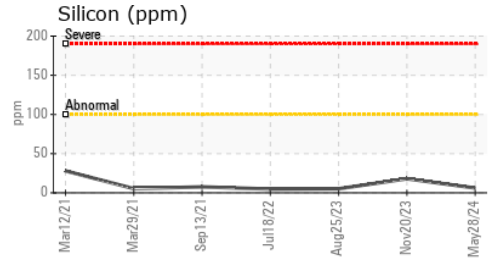
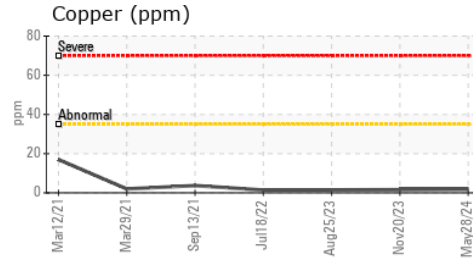
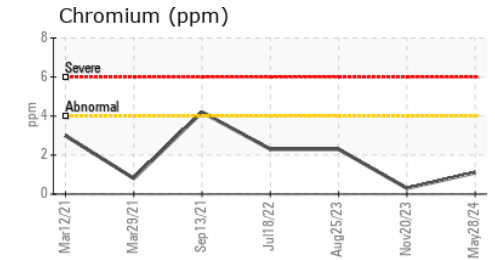
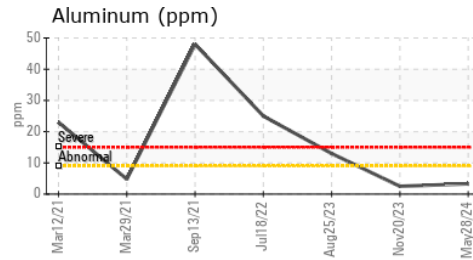
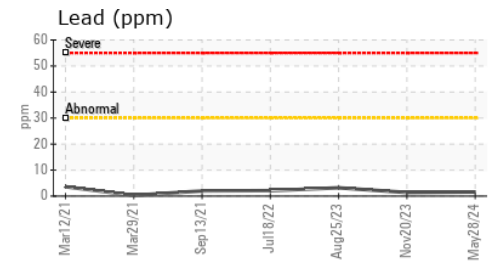
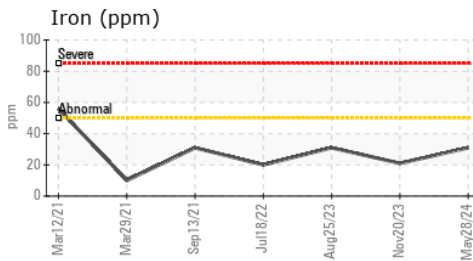
OIL ANALYSIS REPORT



PARAMETER	method	limit/base	current	history1	history2
White Metal	scalar	Visual*	NONE	NONE	---
Yellow Metal	scalar	Visual*	NONE	NONE	---
Precipitate	scalar	Visual*	NONE	NONE	---
Silt	scalar	Visual*	NONE	NONE	---
Debris	scalar	Visual*	NONE	NONE	---
Sand/Dirt	scalar	Visual*	NONE	NONE	---
Appearance	scalar	Visual*	NORML	NORML	---
Odor	scalar	Visual*	NORML	NORML	NORML
Emulsified Water	scalar	Visual*	>0.1	NEG	NEG
Free Water	scalar	Visual*		NEG	NEG

FLUID PROPERTIES	method	limit/base	current	history1	history2
Visc @ 100°C	cSt	ASTM D7279(m)	15.1	14.8	14.7

GRAPHS



Laboratory : WearCheck - C8-1175 Appleby Line, Burlington, ON L7L 5H9 **GFL Environmental - 554 - Edmonton SW**
Sample No. : GFL0112518 **Received** : 29 May 2024 **8409 -15th Street NW**
Lab Number : 02638391 **Tested** : 29 May 2024 **Edmonton, AB**
Unique Number : 5787553 **Diagnosed** : 29 May 2024 - Wes Davis **CA T6P 0B8**
Test Package : MOB 1 (Additional Tests: Visual) **Contact: Tim Greig**
Tested at external lab. **tgreg@gflenv.com**
Validity of results and interpretation are based on the sample and information as supplied. **T: (780)231-0521**
F: