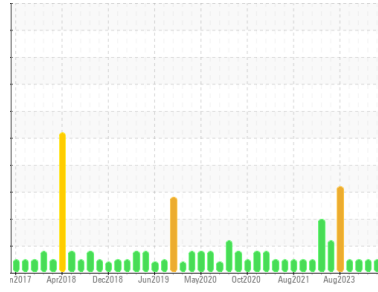


OIL ANALYSIS REPORT

Sample Rating Trend



NORMAL



Area

Cranes

Machine Id

Crane - Fwd Slewing Gearbox #1 (S/N Sample Tag MA-04003-S7)

Component

Gearbox

Fluid

PETRO CANADA GEARLUBE TOS 80W90 (33 LTR)

DIAGNOSIS

Recommendation

We recommend you service the filters on this component. We recommend an early resample to monitor this condition.

Wear

All component wear rates are normal.

Contamination

There is a moderate amount of silt (particulates < 14 microns in size) present in the oil.

Fluid Condition

The AN level is acceptable for this fluid. The oil is still serviceable provided that the contaminant(s) can be reduced to acceptable levels.

SAMPLE INFORMATION

	method	limit/base	current	history1	history2
Sample Number	Client Info		PC	PC	PC0081070
Sample Date	Client Info		16 May 2024	20 Mar 2024	24 Jan 2024
Machine Age	hrs	Client Info	0	0	0
Oil Age	hrs	Client Info	0	0	0
Oil Changed	Client Info		N/A	N/A	N/A
Sample Status			NORMAL	NORMAL	NORMAL

CONTAMINATION

	method	limit/base	current	history1	history2
Water	WC Method	>0.2	NEG	NEG	NEG

WEAR METALS

	method	limit/base	current	history1	history2
PQ	ASTM D8184*		0	0	0
Iron	ppm	ASTM D5185(m) >150	5	5	2
Chromium	ppm	ASTM D5185(m) >10	0	0	0
Nickel	ppm	ASTM D5185(m) >10	0	0	0
Titanium	ppm	ASTM D5185(m)	0	0	0
Silver	ppm	ASTM D5185(m)	0	0	0
Aluminum	ppm	ASTM D5185(m) >5	0	0	<1
Lead	ppm	ASTM D5185(m) >65	0	0	0
Copper	ppm	ASTM D5185(m) >80	0	<1	0
Tin	ppm	ASTM D5185(m) >8	0	0	0
Antimony	ppm	ASTM D5185(m) >5	0	0	0
Vanadium	ppm	ASTM D5185(m)	0	0	0
Beryllium	ppm	ASTM D5185(m)	0	0	0
Cadmium	ppm	ASTM D5185(m)	0	0	0

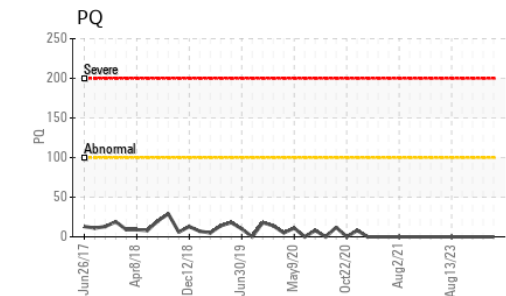
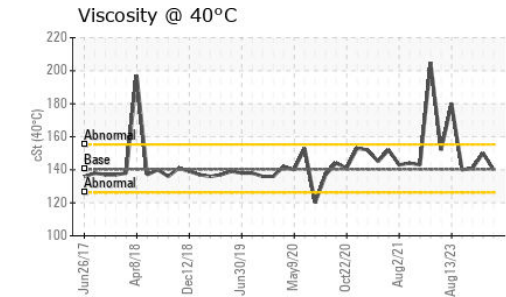
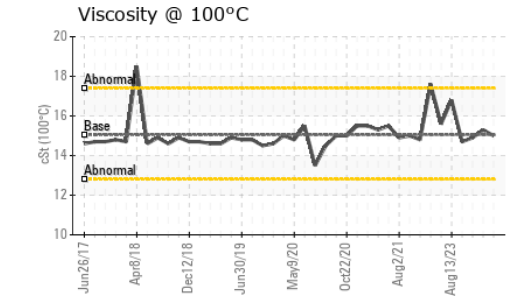
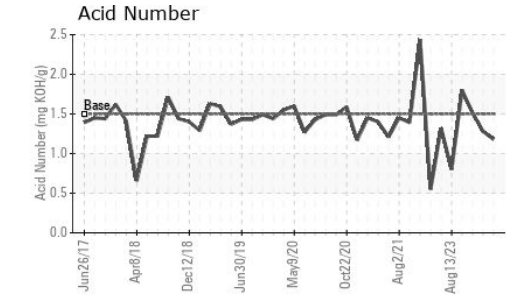
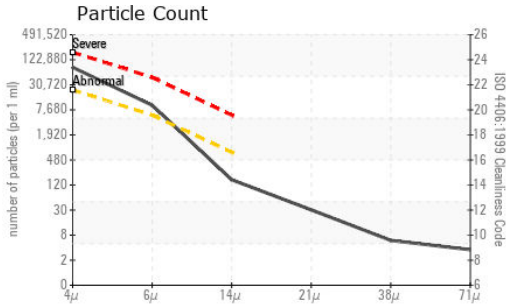
ADDITIVES

	method	limit/base	current	history1	history2
Boron	ppm	ASTM D5185(m) 240	246	184	253
Barium	ppm	ASTM D5185(m) 1	0	<1	0
Molybdenum	ppm	ASTM D5185(m) 0.0	0	0	0
Manganese	ppm	ASTM D5185(m)	0	0	0
Magnesium	ppm	ASTM D5185(m) 2	<1	1	1
Calcium	ppm	ASTM D5185(m) 6	5	11	2
Phosphorus	ppm	ASTM D5185(m) 1000	978	828	1010
Zinc	ppm	ASTM D5185(m) 3	4	12	3
Sulfur	ppm	ASTM D5185(m) 19400	17672	15154	17952
Lithium	ppm	ASTM D5185(m)	<1	<1	<1

CONTAMINANTS

	method	limit/base	current	history1	history2
Silicon	ppm	ASTM D5185(m) >20	3	0	2
Sodium	ppm	ASTM D5185(m)	<1	1	<1
Potassium	ppm	ASTM D5185(m) >20	<1	2	<1

OIL ANALYSIS REPORT



Laboratory : WearCheck - C8-1175 Appleby Line, Burlington, ON L7L 5H9
Sample No. : PC
Lab Number : 02638940
Unique Number : 5788102
Test Package : MAR 2 (Additional Tests: KV100, PQ, PrtCount, VI)
Received : 30 May 2024
Tested : 31 May 2024
Diagnosed : 03 Jun 2024 - Kevin Marson

Suncor - Terra Nova Projects
 Scotia Centre, 235 Water Street
 St. John's, NL
 CA A1C 1B6
 Contact: Josh Hynes
 joshynes@suncor.com
 T: (709)778-3575
 F: (709)724-2835

To discuss this sample report, contact Customer Service at 1-800-268-2131.
 Test denoted (*) outside scope of accreditation, (m) method modified, (e) tested at external lab.
 Validity of results and interpretation are based on the sample and information as supplied.

FLUID CLEANLINESS	method	limit/base	current	history1	history2
Particles >4µm	ASTM D7647	>20000	69869	10461	26125
Particles >6µm	ASTM D7647	>5000	8619	842	2552
Particles >14µm	ASTM D7647	>640	142	20	42
Particles >21µm	ASTM D7647	>160	27	4	8
Particles >38µm	ASTM D7647	>40	5	1	1
Particles >71µm	ASTM D7647	>10	3	0	0
Oil Cleanliness	ISO 4406 (c)	>21/19/16	23/20/14	21/17/11	22/19/13

FLUID DEGRADATION	method	limit/base	current	history1	history2
Acid Number (AN)	mg KOH/g ASTM D974*	1.5	1.18	1.28	1.51

VISUAL	method	limit/base	current	history1	history2
White Metal	scalar Visual*	NONE	NONE	NONE	NONE
Yellow Metal	scalar Visual*	NONE	NONE	NONE	NONE
Precipitate	scalar Visual*	NONE	NONE	NONE	NONE
Silt	scalar Visual*	NONE	NONE	NONE	NONE
Debris	scalar Visual*	NONE	NONE	NONE	NONE
Sand/Dirt	scalar Visual*	NONE	NONE	NONE	NONE
Appearance	scalar Visual*	NORML	NORML	NORML	NORML
Odor	scalar Visual*	NORML	NORML	NORML	NORML
Emulsified Water	scalar Visual*	>0.2	NEG	NEG	NEG
Free Water	scalar Visual*		NEG	NEG	NEG

FLUID PROPERTIES	method	limit/base	current	history1	history2
Visc @ 40°C	cSt ASTM D7279(m)	140.3	140	150	141
Visc @ 100°C	cSt ASTM D7279(m)	15.05	15.0	15.3	14.9
Viscosity Index (VI)	Scale ASTM D2270*	109	108	103	106

SAMPLE IMAGES	method	limit/base	current	history1	history2
Color					
Bottom					

