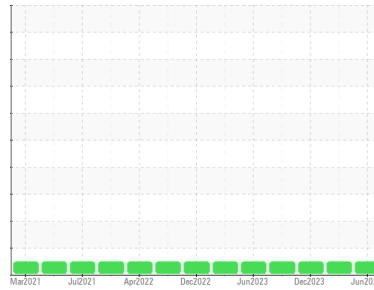




OIL ANALYSIS REPORT

Sample Rating Trend



NORMAL



Machine Id

520009

Component

Diesel Engine

Fluid

PETRO CANADA DURON SHP 15W40 (--- GAL)

DIAGNOSIS

Recommendation

Resample at the next service interval to monitor.

Wear

All component wear rates are normal.

Contamination

There is no indication of any contamination in the oil.

Fluid Condition

The condition of the oil is acceptable for the time in service.

SAMPLE INFORMATION

	method	limit/base	current	history1	history2
Sample Number	Client Info		GFL0125418	GFL0116096	GFL0104019
Sample Date	Client Info		07 Jun 2024	19 Mar 2024	12 Dec 2023
Machine Age	kms	Client Info	1297140	1287264	1280343
Oil Age	kms	Client Info	3500	1900	1850
Oil Changed	Client Info		Changed	Changed	Changed
Sample Status			NORMAL	NORMAL	NORMAL

CONTAMINATION

	method	limit/base	current	history1	history2
Fuel	WC Method	>5	<1.0	<1.0	<1.0
Water	WC Method	>0.2	NEG	NEG	NEG
Glycol	WC Method		NEG	NEG	NEG

WEAR METALS

	method	limit/base	current	history1	history2	
Iron	ppm	ASTM D5185(m)	>80	4	5	7
Chromium	ppm	ASTM D5185(m)	>5	<1	0	<1
Nickel	ppm	ASTM D5185(m)	>2	0	0	<1
Titanium	ppm	ASTM D5185(m)		0	0	0
Silver	ppm	ASTM D5185(m)	>3	0	0	0
Aluminum	ppm	ASTM D5185(m)	>30	1	<1	2
Lead	ppm	ASTM D5185(m)	>30	0	0	0
Copper	ppm	ASTM D5185(m)	>150	2	4	2
Tin	ppm	ASTM D5185(m)	>5	0	0	0
Antimony	ppm	ASTM D5185(m)		0	0	0
Vanadium	ppm	ASTM D5185(m)		0	0	0
Beryllium	ppm	ASTM D5185(m)		0	0	0
Cadmium	ppm	ASTM D5185(m)		0	0	0

ADDITIVES

	method	limit/base	current	history1	history2	
Boron	ppm	ASTM D5185(m)	0	18	43	10
Barium	ppm	ASTM D5185(m)	0	0	0	0
Molybdenum	ppm	ASTM D5185(m)	60	61	64	61
Manganese	ppm	ASTM D5185(m)	0	0	0	0
Magnesium	ppm	ASTM D5185(m)	1010	917	824	951
Calcium	ppm	ASTM D5185(m)	1070	1103	1197	1060
Phosphorus	ppm	ASTM D5185(m)	1150	973	990	962
Zinc	ppm	ASTM D5185(m)	1270	1136	1138	1167
Sulfur	ppm	ASTM D5185(m)	2060	2542	2616	2558
Lithium	ppm	ASTM D5185(m)		<1	<1	<1

CONTAMINANTS

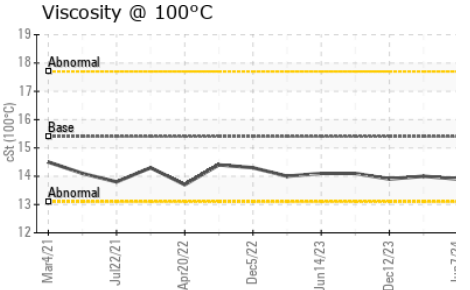
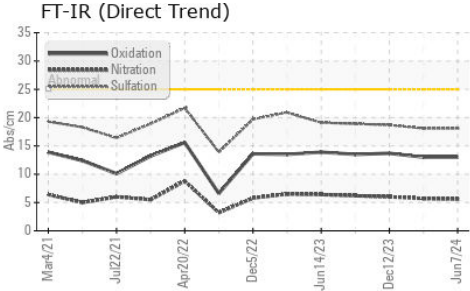
	method	limit/base	current	history1	history2	
Silicon	ppm	ASTM D5185(m)	>20	2	4	3
Sodium	ppm	ASTM D5185(m)		3	8	2
Potassium	ppm	ASTM D5185(m)	>20	<1	1	0

INFRA-RED

	method	limit/base	current	history1	history2	
Soot %	%	ASTM D7844*	>3	0.3	0.1	0.2
Nitration	Abs/cm	ASTM D7624*	>20	5.6	5.7	6.0
Sulfation	Abs./1mm	ASTM D7415*	>30	18.1	18.1	18.7



OIL ANALYSIS REPORT

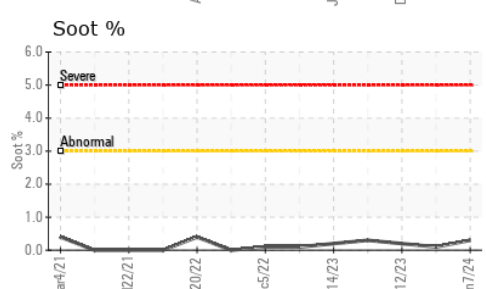
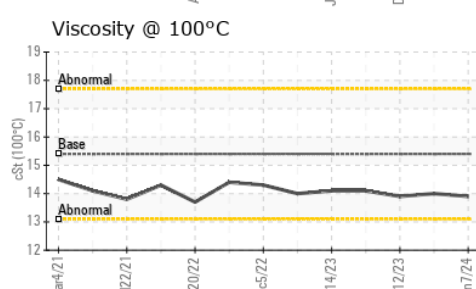
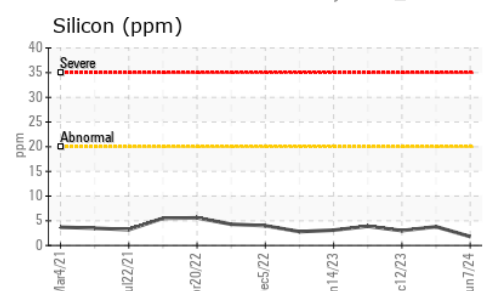
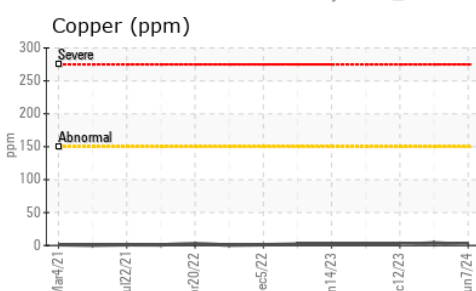
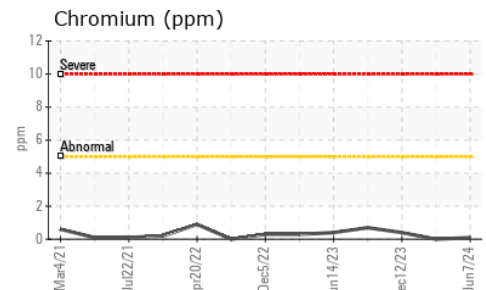
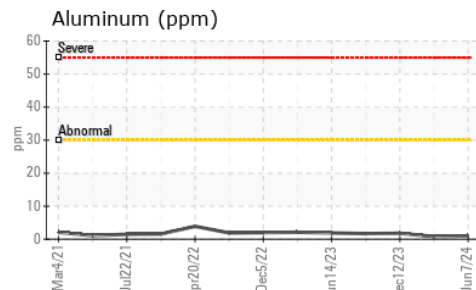
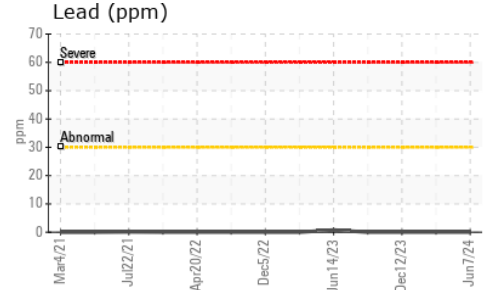
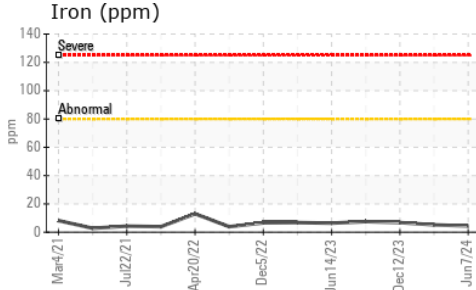


FLUID DEGRADATION		method	limit/base	current	history1	history2
Oxidation	Abs./1mm	ASTM D7414*	>25	13.0	13.0	13.7

VISUAL		method	limit/base	current	history1	history2
Emulsified Water	scalar	Visual*	>0.2	NEG	NEG	NEG
Free Water	scalar	Visual*		NEG	NEG	NEG

FLUID PROPERTIES		method	limit/base	current	history1	history2
Visc @ 100°C	cSt	ASTM D7279(m)	15.4	13.9	14.0	13.9

GRAPHS



Laboratory : WearCheck - C8-1175 Appleby Line, Burlington, ON L7L 5H9 **GFL Environmental - 257 - North York**
Sample No. : GFL0125418 **Received** : 10 Jun 2024 **124 Arrow Road**
Lab Number : **02640640** **Tested** : 10 Jun 2024 **North York, ON**
Unique Number : 5789802 **Diagnosed** : 10 Jun 2024 - Wes Davis **CA M9M 1M6**
Test Package : MOB 1 **Contact: Jasvir Bains**
Tested at external lab. **jbains@gflenv.com**

To discuss this sample report, contact Customer Service at 1-800-268-2131.
 Test denoted (*) outside scope of accreditation, (m) method modified, (e) tested at external lab.
 Validity of results and interpretation are based on the sample and information as supplied.