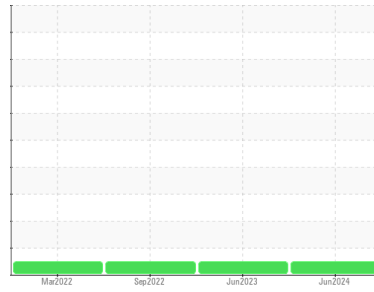




OIL ANALYSIS REPORT

Sample Rating Trend



NORMAL



Machine Id

930022

Component

Transmission (Auto)

Fluid

PETRO CANADA DuraDrive HD Synthetic 668 (--- GAL)

DIAGNOSIS

Recommendation

Resample at the next service interval to monitor.

Wear

All component wear rates are normal.

Contamination

There is no indication of any contamination in the fluid.

Fluid Condition

The AN level is acceptable for this fluid. The condition of the fluid is suitable for further service.

SAMPLE INFORMATION

	method	limit/base	current	history1	history2
Sample Number	Client Info		GFL0117259	GFL0077583	GFL0057822
Sample Date	Client Info		12 Jun 2024	28 Jun 2023	07 Sep 2022
Machine Age	hrs	Client Info	6623	4473	2344
Oil Age	hrs	Client Info	0	2131	1062
Oil Changed	Client Info		Changed	Changed	Changed
Sample Status			NORMAL	NORMAL	NORMAL

CONTAMINATION

	method	limit/base	current	history1	history2
Water	WC Method	>0.1	NEG	NEG	NEG

WEAR METALS

	method	limit/base	current	history1	history2	
PQ	ASTM D8184*	>50	0	---	---	
Iron	ppm	ASTM D5185(m)	>160	109	110	73
Chromium	ppm	ASTM D5185(m)	>5	<1	<1	<1
Nickel	ppm	ASTM D5185(m)	>5	<1	<1	<1
Titanium	ppm	ASTM D5185(m)		0	0	0
Silver	ppm	ASTM D5185(m)	>5	0	0	0
Aluminum	ppm	ASTM D5185(m)	>50	35	32	20
Lead	ppm	ASTM D5185(m)	>50	5	6	6
Copper	ppm	ASTM D5185(m)	>225	24	25	21
Tin	ppm	ASTM D5185(m)	>10	4	4	3
Antimony	ppm	ASTM D5185(m)		0	0	0
Vanadium	ppm	ASTM D5185(m)		0	0	0
Beryllium	ppm	ASTM D5185(m)		0	0	0
Cadmium	ppm	ASTM D5185(m)		0	0	0

ADDITIVES

	method	limit/base	current	history1	history2	
Boron	ppm	ASTM D5185(m)	78	67	75	80
Barium	ppm	ASTM D5185(m)		<1	<1	<1
Molybdenum	ppm	ASTM D5185(m)	0	1	2	2
Manganese	ppm	ASTM D5185(m)		1	2	2
Magnesium	ppm	ASTM D5185(m)	0	3	5	4
Calcium	ppm	ASTM D5185(m)	113	102	91	84
Phosphorus	ppm	ASTM D5185(m)	222	221	237	237
Zinc	ppm	ASTM D5185(m)		10	12	10
Sulfur	ppm	ASTM D5185(m)	1326	1047	890	774
Lithium	ppm	ASTM D5185(m)		<1	<1	<1

CONTAMINANTS

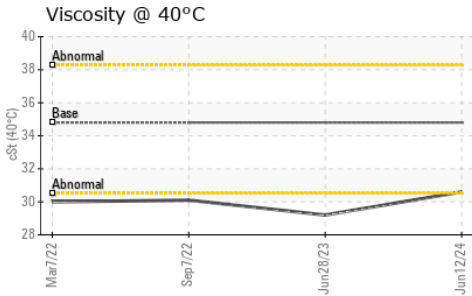

	method	limit/base	current	history1	history2	
Silicon	ppm	ASTM D5185(m)	>20	19	10	5
Sodium	ppm	ASTM D5185(m)		5	5	5
Potassium	ppm	ASTM D5185(m)	>20	2	3	3

FLUID DEGRADATION

	method	limit/base	current	history1	history2	
Acid Number (AN)	mg KOH/g	ASTM D974*	1.4	0.95	0.88	0.88




OIL ANALYSIS REPORT



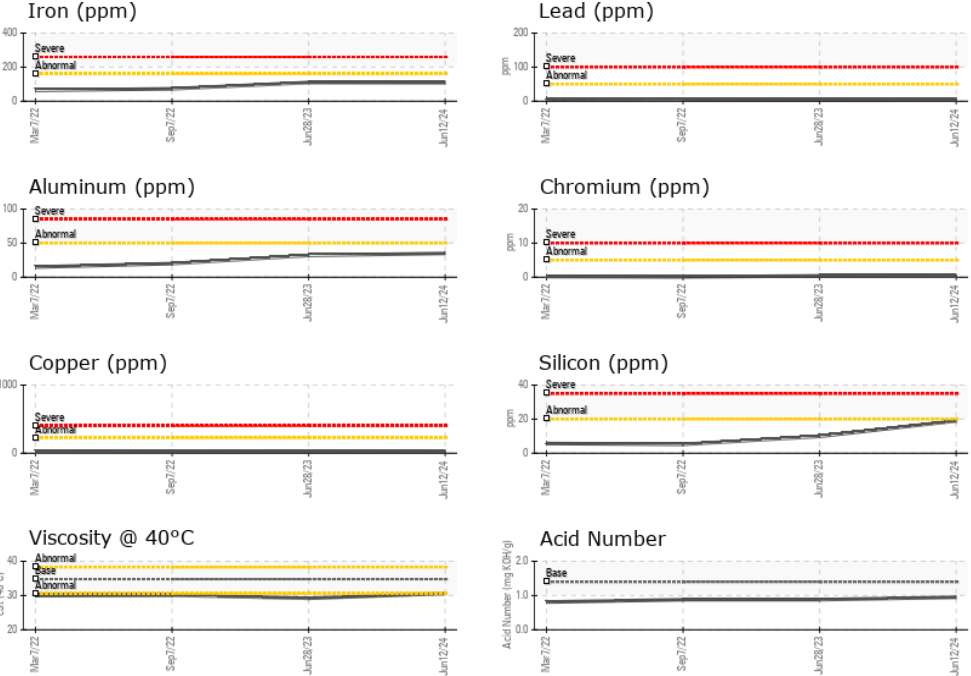
VISUAL	method	limit/base	current	history1	history2
White Metal	scalar	Visual*	NONE	NONE	NONE
Yellow Metal	scalar	Visual*	NONE	NONE	NONE
Precipitate	scalar	Visual*	NONE	NONE	NONE
Silt	scalar	Visual*	NONE	NONE	NONE
Debris	scalar	Visual*	NONE	NONE	NONE
Sand/Dirt	scalar	Visual*	NONE	NONE	NONE
Appearance	scalar	Visual*	NORML	HAZY	NORML
Odor	scalar	Visual*	NORML	NORML	NORML
Emulsified Water	scalar	Visual*	>0.1	NEG	NEG
Free Water	scalar	Visual*		NEG	NEG

FLUID PROPERTIES	method	limit/base	current	history1	history2	
Visc @ 40°C	cSt	ASTM D7279(m)	34.8	30.6	29.2	30.1

SAMPLE IMAGES



GRAPHS



Laboratory : WearCheck - C8-1175 Appleby Line, Burlington, ON L7L 5H9
Sample No. : GFL0117259
Lab Number : **02642367**
Unique Number : 5799906
Test Package : MOB 2 (Additional Tests: PQ, TAN Man)

GFL Environmental - 550 - Rocky View County
 220 Carmek Blvd
 Rocky View County, AB
 CA T1X 1X1
 Contact: GFL Calgary
 calgarymaintenance@gflenv.com

To discuss this sample report, contact Customer Service at 1-800-268-2131.
 Test denoted (*) outside scope of accreditation, (m) method modified, (e) tested at external lab.
 Validity of results and interpretation are based on the sample and information as supplied.

T:
 F: (403)369-6163