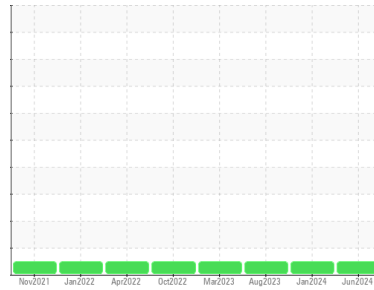




# OIL ANALYSIS REPORT

Sample Rating Trend



**NORMAL**



Machine Id  
**731088**  
 Component  
**Natural Gas Engine**  
 Fluid  
**PETRO CANADA DURON GEO LD 15W40 (--- LTR)**

## DIAGNOSIS

### Recommendation

Resample at the next service interval to monitor.

### Wear

All component wear rates are normal.

### Contamination

There is no indication of any contamination in the oil.

### Fluid Condition

The condition of the oil is acceptable for the time in service.

## SAMPLE INFORMATION

	method	limit/base	current	history1	history2
Sample Number	Client Info		<b>GFL0125474</b>	GFL0110212	GFL0085884
Sample Date	Client Info		<b>28 Jun 2024</b>	24 Jan 2024	23 Aug 2023
Machine Age	hrs	Client Info	<b>7866</b>	6751	5566
Oil Age	hrs	Client Info	<b>1200</b>	1200	1200
Oil Changed	Client Info		<b>Changed</b>	Changed	Changed
Sample Status			<b>NORMAL</b>	NORMAL	NORMAL

## CONTAMINATION

	method	limit/base	current	history1	history2
Water	WC Method	>0.1	<b>NEG</b>	NEG	NEG

## WEAR METALS

	method	limit/base	current	history1	history2	
Iron	ppm	ASTM D5185(m)	>50	<b>13</b>	12	12
Chromium	ppm	ASTM D5185(m)	>4	<b>&lt;1</b>	<1	<1
Nickel	ppm	ASTM D5185(m)	>2	<b>&lt;1</b>	<1	<1
Titanium	ppm	ASTM D5185(m)		<b>&lt;1</b>	0	<1
Silver	ppm	ASTM D5185(m)	>3	<b>0</b>	0	0
Aluminum	ppm	ASTM D5185(m)	>9	<b>2</b>	2	2
Lead	ppm	ASTM D5185(m)	>30	<b>4</b>	6	5
Copper	ppm	ASTM D5185(m)	>35	<b>2</b>	2	2
Tin	ppm	ASTM D5185(m)	>4	<b>&lt;1</b>	<1	<1
Antimony	ppm	ASTM D5185(m)		<b>0</b>	0	0
Vanadium	ppm	ASTM D5185(m)		<b>0</b>	0	0
Beryllium	ppm	ASTM D5185(m)		<b>0</b>	0	0
Cadmium	ppm	ASTM D5185(m)		<b>0</b>	0	0

## ADDITIVES

	method	limit/base	current	history1	history2	
Boron	ppm	ASTM D5185(m)	50	<b>8</b>	11	8
Barium	ppm	ASTM D5185(m)	5	<b>&lt;1</b>	0	0
Molybdenum	ppm	ASTM D5185(m)	50	<b>56</b>	58	59
Manganese	ppm	ASTM D5185(m)	0	<b>&lt;1</b>	0	<1
Magnesium	ppm	ASTM D5185(m)	560	<b>643</b>	621	632
Calcium	ppm	ASTM D5185(m)	1510	<b>1643</b>	1650	1649
Phosphorus	ppm	ASTM D5185(m)	780	<b>752</b>	768	785
Zinc	ppm	ASTM D5185(m)	870	<b>1005</b>	982	979
Sulfur	ppm	ASTM D5185(m)	2040	<b>2068</b>	2206	2105
Lithium	ppm	ASTM D5185(m)		<b>&lt;1</b>	<1	<1

## CONTAMINANTS

	method	limit/base	current	history1	history2	
Silicon	ppm	ASTM D5185(m)	>+100	<b>3</b>	4	4
Sodium	ppm	ASTM D5185(m)		<b>9</b>	8	9
Potassium	ppm	ASTM D5185(m)	>20	<b>&lt;1</b>	<1	<1

## INFRA-RED

	method	limit/base	current	history1	history2	
Soot %	%	ASTM D7844*		<b>0</b>	0	0
Nitration	Abs/cm	ASTM D7624*	>20	<b>11.8</b>	11.6	12.2
Sulfation	Abs/.1mm	ASTM D7415*	>30	<b>25.1</b>	26.3	27.4

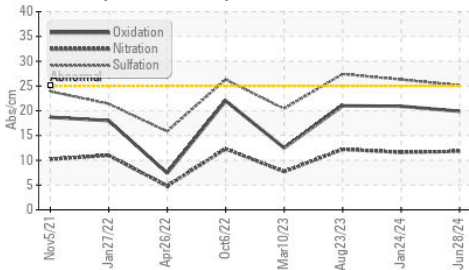
## FLUID DEGRADATION

	method	limit/base	current	history1	history2	
Oxidation	Abs/.1mm	ASTM D7414*	>25	<b>19.9</b>	20.9	21.0

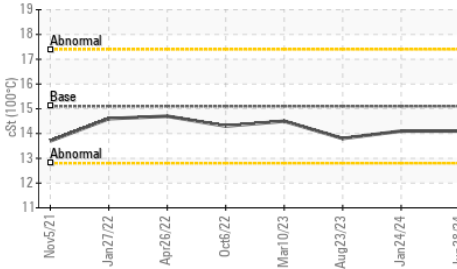


# OIL ANALYSIS REPORT

FT-IR (Direct Trend)



Viscosity @ 100°C

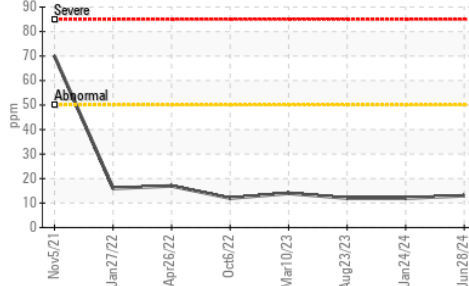


VISUAL	method	limit/base	current	history1	history2
Emulsified Water	scalar	Visual*	>0.1	NEG	NEG
Free Water	scalar	Visual*		NEG	NEG

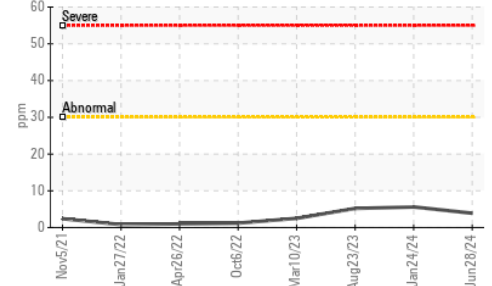
FLUID PROPERTIES	method	limit/base	current	history1	history2
Visc @ 100°C	cSt	ASTM D7279(m)	15.1	14.1	13.8

## GRAPHS

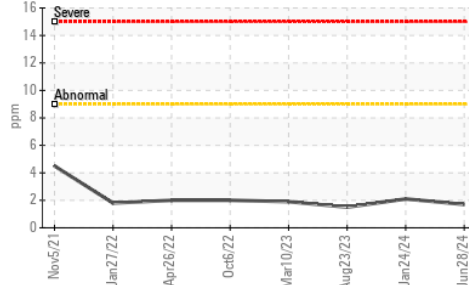
Iron (ppm)



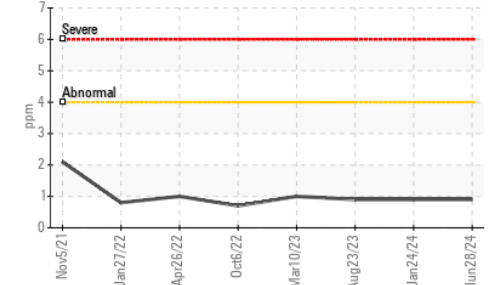
Lead (ppm)



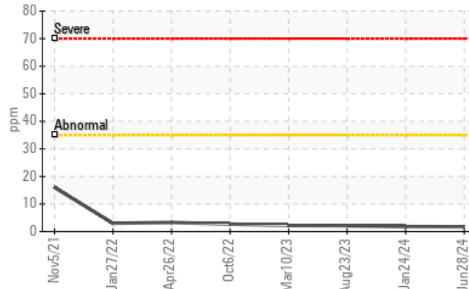
Aluminum (ppm)



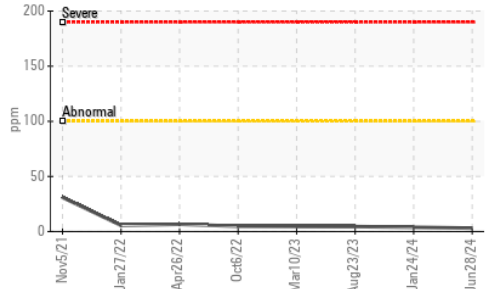
Chromium (ppm)



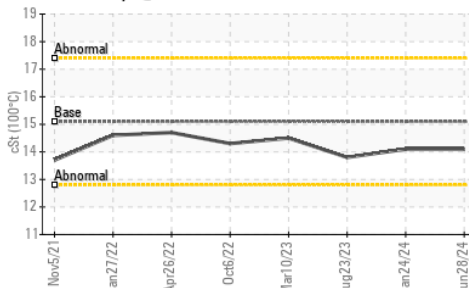
Copper (ppm)



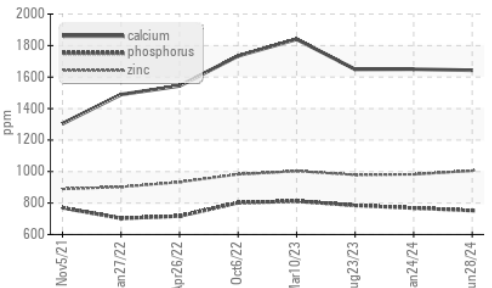
Silicon (ppm)



Viscosity @ 100°C



Additives



**Laboratory** : WearCheck - C8-1175 Appleby Line, Burlington, ON L7L 5H9  
**Sample No.** : GFL0125474  
**Lab Number** : 02645127  
**Unique Number** : 5802666  
**Test Package** : MOB 1

**GFL Environmental - 209 - Hamilton**  
 560 Seaman Street  
 Stoney Creek, ON  
 CA L8E 3X7  
 Contact: Fred Carleton  
 fred.carleton@gflenv.com  
 T: (289)925-6693  
 F: (905)664-9008

To discuss this sample report, contact Customer Service at 1-800-268-2131.  
 Test denoted (\*) outside scope of accreditation, (m) method modified, (e) tested at external lab.  
 Validity of results and interpretation are based on the sample and information as supplied.