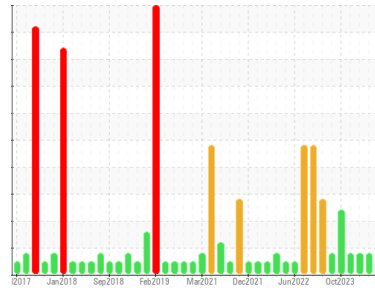




OIL ANALYSIS REPORT

Sample Rating Trend



NORMAL



Machine Id
8136
 Component
Diesel Engine
 Fluid
PETRO CANADA 10W30 (--- LTR)

DIAGNOSIS

Recommendation

Resample at the next service interval to monitor.

Wear

All component wear rates are normal.

Contamination

There is no indication of any contamination in the oil.

Fluid Condition

The condition of the oil is acceptable for the time in service.

SAMPLE INFORMATION

	method	limit/base	current	history1	history2
Sample Number	Client Info		GFL0119038	GFL0112549	GFL0102650
Sample Date	Client Info		21 Jun 2024	01 Mar 2024	25 Jan 2024
Machine Age	hrs	Client Info	17425	17155	16852
Oil Age	hrs	Client Info	0	0	0
Oil Changed	Client Info		Changed	Changed	N/A
Sample Status			NORMAL	MARGINAL	ABNORMAL

CONTAMINATION

	method	limit/base	current	history1	history2
Fuel	WC Method	>5	<1.0	▲ 3.4	▲ 6.1
Water	WC Method	>0.2	NEG	NEG	NEG
Glycol	WC Method		NEG	NEG	NEG

WEAR METALS

	method	limit/base	current	history1	history2	
Iron	ppm	ASTM D5185(m)	>80	3	26	52
Chromium	ppm	ASTM D5185(m)	>5	0	<1	2
Nickel	ppm	ASTM D5185(m)	>2	0	0	<1
Titanium	ppm	ASTM D5185(m)		0	0	0
Silver	ppm	ASTM D5185(m)	>3	0	0	0
Aluminum	ppm	ASTM D5185(m)	>30	<1	1	2
Lead	ppm	ASTM D5185(m)	>30	0	0	<1
Copper	ppm	ASTM D5185(m)	>150	<1	<1	2
Tin	ppm	ASTM D5185(m)	>5	0	0	<1
Antimony	ppm	ASTM D5185(m)		0	0	0
Vanadium	ppm	ASTM D5185(m)		0	0	0
Beryllium	ppm	ASTM D5185(m)		0	0	0
Cadmium	ppm	ASTM D5185(m)		0	0	0

ADDITIVES

	method	limit/base	current	history1	history2	
Boron	ppm	ASTM D5185(m)		6	2	2
Barium	ppm	ASTM D5185(m)		0	0	0
Molybdenum	ppm	ASTM D5185(m)		51	56	57
Manganese	ppm	ASTM D5185(m)		0	0	0
Magnesium	ppm	ASTM D5185(m)		819	925	889
Calcium	ppm	ASTM D5185(m)		956	994	1002
Phosphorus	ppm	ASTM D5185(m)		928	933	935
Zinc	ppm	ASTM D5185(m)		1070	1121	1106
Sulfur	ppm	ASTM D5185(m)		2393	2312	2355
Lithium	ppm	ASTM D5185(m)		<1	<1	<1

CONTAMINANTS

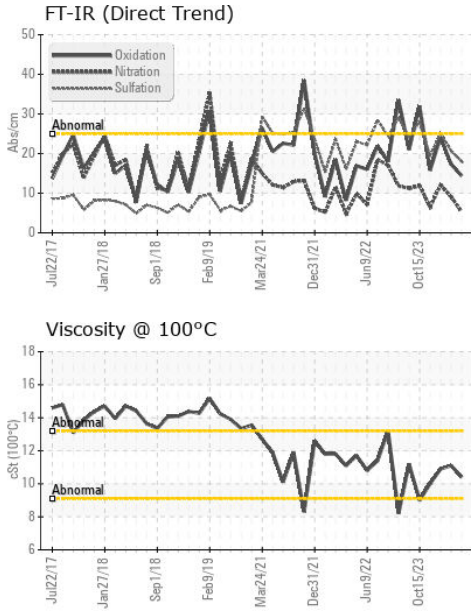
	method	limit/base	current	history1	history2	
Silicon	ppm	ASTM D5185(m)	>20	2	3	7
Sodium	ppm	ASTM D5185(m)		3	19	37
Potassium	ppm	ASTM D5185(m)	>20	0	2	4

INFRA-RED

	method	limit/base	current	history1	history2	
Soot %	%	ASTM D7844*	>3	0	0.7	1.3
Nitration	Abs/cm	ASTM D7624*	>20	5.3	9.1	12.1
Sulfation	Abs./1mm	ASTM D7415*	>30	18.0	20.7	25.1



OIL ANALYSIS REPORT

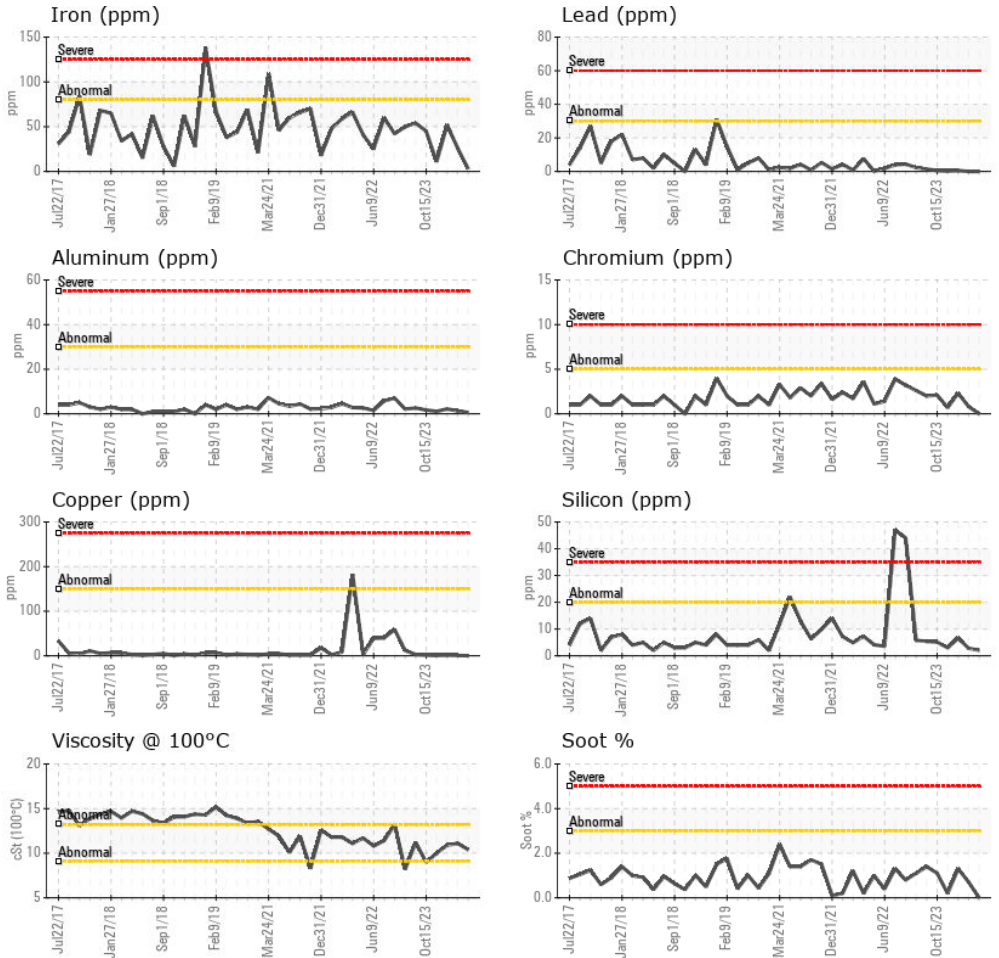


FLUID DEGRADATION		method	limit/base	current	history1	history2
Oxidation	Abs./1mm	ASTM D7414*	>25	14.4	17.3	24.1

VISUAL		method	limit/base	current	history1	history2
White Metal	scalar	Visual*	NONE	VLITE	---	---
Yellow Metal	scalar	Visual*	NONE	NONE	---	---
Precipitate	scalar	Visual*	NONE	NONE	---	---
Silt	scalar	Visual*	NONE	NONE	---	---
Debris	scalar	Visual*	NONE	NONE	---	---
Sand/Dirt	scalar	Visual*	NONE	NONE	---	---
Appearance	scalar	Visual*	NORML	NORML	---	---
Odor	scalar	Visual*	NORML	NORML	NORML	NORML
Emulsified Water	scalar	Visual*	>0.2	NEG	NEG	NEG
Free Water	scalar	Visual*		NEG	NEG	NEG

FLUID PROPERTIES		method	limit/base	current	history1	history2
Visc @ 100°C	cSt	ASTM D7279(m)		10.4	11.1	10.9

GRAPHS



Laboratory : WearCheck - C8-1175 Appleby Line, Burlington, ON L7L 5H9
Sample No. : GFL0119038
Lab Number : 02646629
Unique Number : 5812181
Test Package : MOB 1 (Additional Tests: Visual)

GFL Environmental - 554 - Edmonton SW
 8409 -15th Street NW
 Edmonton, AB
 CA T6P 0B8
 Contact: Tim Greig
 tgreig@gflenv.com
 T: (780)231-0521
 F:

To discuss this sample report, contact Customer Service at 1-800-268-2131.
 Test denoted (*) outside scope of accreditation, (m) method modified, (e) tested at external lab.
 Validity of results and interpretation are based on the sample and information as supplied.