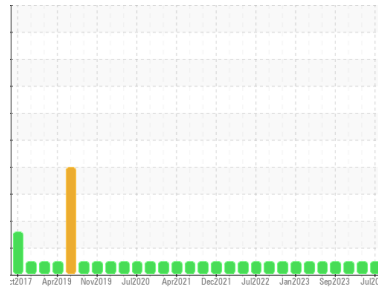




OIL ANALYSIS REPORT

Sample Rating Trend



NORMAL



Machine Id
901010
 Component
Diesel Engine
 Fluid
PETRO CANADA DURON SHP 15W40 (36 LTR)

DIAGNOSIS

Recommendation

Resample at the next service interval to monitor.

Wear

All component wear rates are normal.

Contamination

There is no indication of any contamination in the oil.

Fluid Condition

The condition of the oil is acceptable for the time in service.

SAMPLE INFORMATION

	method	limit/base	current	history1	history2
Sample Number	Client Info		GFL0126255	GFL0113262	GFL0097571
Sample Date	Client Info		07 Jul 2024	24 Apr 2024	07 Feb 2024
Machine Age	hrs	Client Info	19759	18607	18607
Oil Age	hrs	Client Info	598	18607	981
Oil Changed	Client Info		Changed	N/A	Changed
Sample Status			NORMAL	NORMAL	NORMAL

CONTAMINATION

	method	limit/base	current	history1	history2
Fuel	WC Method	>3.0	<1.0	<1.0	<1.0
Water	WC Method	>0.2	NEG	NEG	NEG
Glycol	WC Method		NEG	NEG	NEG

WEAR METALS

	method	limit/base	current	history1	history2	
Iron	ppm	ASTM D5185(m)	>120	17	20	28
Chromium	ppm	ASTM D5185(m)	>20	<1	0	<1
Nickel	ppm	ASTM D5185(m)	>15	<1	<1	<1
Titanium	ppm	ASTM D5185(m)	>2	0	0	0
Silver	ppm	ASTM D5185(m)	>3	0	0	0
Aluminum	ppm	ASTM D5185(m)	>20	2	2	3
Lead	ppm	ASTM D5185(m)	>40	<1	<1	2
Copper	ppm	ASTM D5185(m)	>330	<1	<1	1
Tin	ppm	ASTM D5185(m)	>15	<1	0	<1
Antimony	ppm	ASTM D5185(m)		0	0	0
Vanadium	ppm	ASTM D5185(m)		0	0	0
Beryllium	ppm	ASTM D5185(m)		0	0	0
Cadmium	ppm	ASTM D5185(m)		0	0	0

ADDITIVES

	method	limit/base	current	history1	history2	
Boron	ppm	ASTM D5185(m)	0	4	3	5
Barium	ppm	ASTM D5185(m)	0	0	0	0
Molybdenum	ppm	ASTM D5185(m)	60	60	61	62
Manganese	ppm	ASTM D5185(m)	0	<1	<1	0
Magnesium	ppm	ASTM D5185(m)	1010	968	989	991
Calcium	ppm	ASTM D5185(m)	1070	1073	1075	1134
Phosphorus	ppm	ASTM D5185(m)	1150	948	969	1000
Zinc	ppm	ASTM D5185(m)	1270	1185	1197	1225
Sulfur	ppm	ASTM D5185(m)	2060	2197	2219	2351
Lithium	ppm	ASTM D5185(m)		<1	<1	<1

CONTAMINANTS

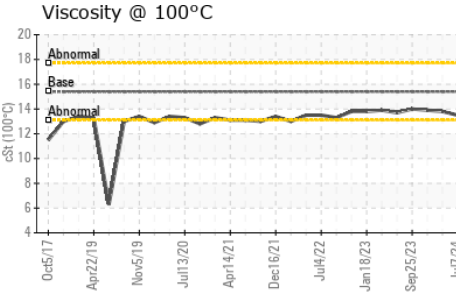
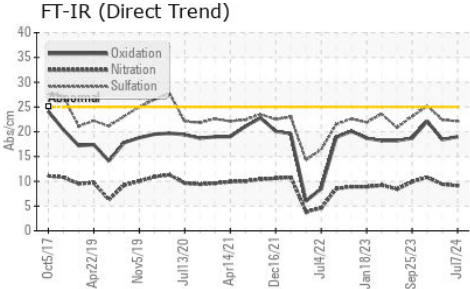
	method	limit/base	current	history1	history2	
Silicon	ppm	ASTM D5185(m)	>25	4	3	5
Sodium	ppm	ASTM D5185(m)		4	3	6
Potassium	ppm	ASTM D5185(m)	>20	<1	<1	1

INFRA-RED

	method	limit/base	current	history1	history2	
Soot %	%	ASTM D7844*	>4	0.7	0.7	0.9
Nitration	Abs/cm	ASTM D7624*	>20	9.1	9.4	10.8
Sulfation	Abs./1mm	ASTM D7415*	>30	22.1	22.4	25.2



OIL ANALYSIS REPORT



FLUID DEGRADATION

method	limit/base	current	history1	history2	
Oxidation	Abs./1mm ASTM D7414*	>25	19.0	18.4	22.1

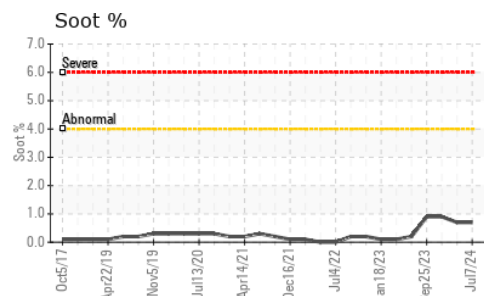
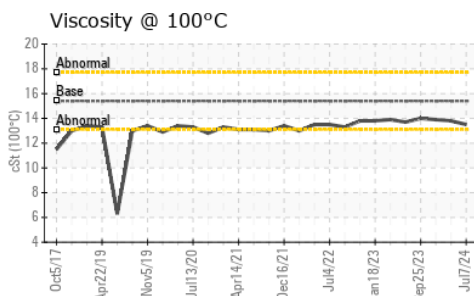
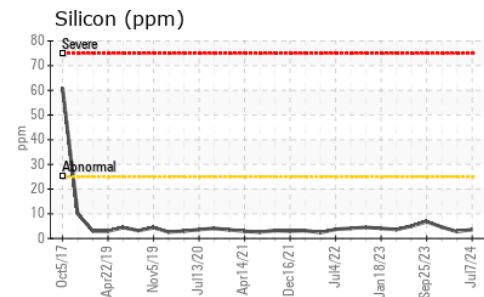
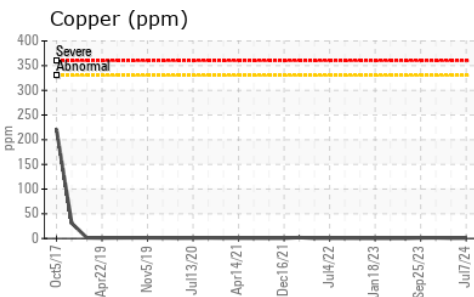
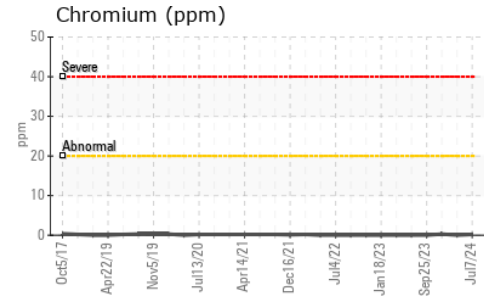
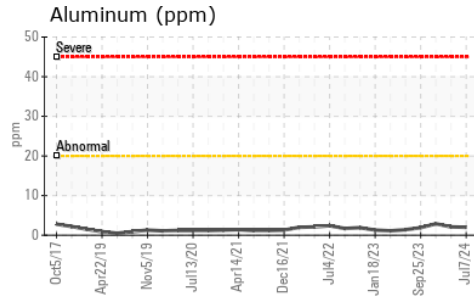
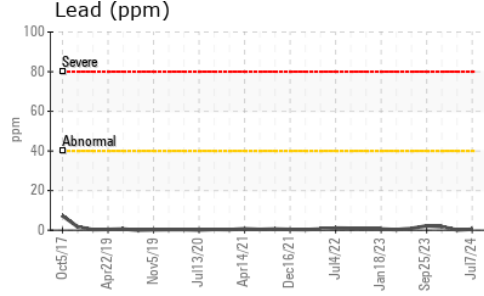
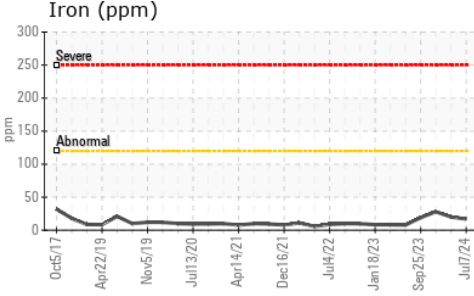
VISUAL

method	limit/base	current	history1	history2	
Emulsified Water	scalar Visual*	>0.2	NEG	NEG	NEG
Free Water	scalar Visual*		NEG	NEG	NEG

FLUID PROPERTIES

method	limit/base	current	history1	history2	
Visc @ 100°C	cSt ASTM D7279(m)	15.4	13.5	13.8	13.9

GRAPHS



Laboratory : WearCheck - C8-1175 Appleby Line, Burlington, ON L7L 5H9
Sample No. : GFL0126255 **Received** : 10 Jul 2024
Lab Number : 02646897 **Tested** : 10 Jul 2024
Unique Number : 5812449 **Diagnosed** : 10 Jul 2024 - Wes Davis
Test Package : MOB 1

GFL Environmental - 216
 15 Bermondsey Road
 Toronto, ON
 CA M4B 1Y9
 Contact: Tom Hatzioannidis
 thatzioannidis@gflenv.com
 T: (416)678-9340
 F:

To discuss this sample report, contact Customer Service at 1-800-268-2131.
 Test denoted (*) outside scope of accreditation, (m) method modified, (e) tested at external lab.
 Validity of results and interpretation are based on the sample and information as supplied.