

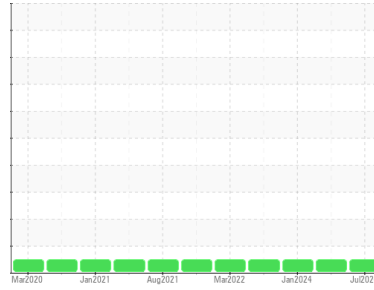


OIL ANALYSIS REPORT



Machine Id
OR962
 Component
Center Transfer Gearbox
 Fluid
PETRO CANADA PRODURO TO-4 SAE 30 (9 LTR)

Sample Rating Trend



NORMAL



DIAGNOSIS

Recommendation

Resample at the next service interval to monitor.

Wear

All component wear rates are normal.

Contamination

There is no indication of any contamination in the oil.

Fluid Condition

The condition of the oil is acceptable for the time in service.

SAMPLE INFORMATION

	method	limit/base	current	history1	history2
Sample Number	Client Info		GFL0124569	GFL0113334	GFL0092253
Sample Date	Client Info		09 Jul 2024	17 Apr 2024	19 Jan 2024
Machine Age	hrs	Client Info	14998	14420	13733
Oil Age	hrs	Client Info	11510	11619	2144
Oil Changed	Client Info		N/A	N/A	Not Changd
Sample Status			NORMAL	NORMAL	NORMAL

CONTAMINATION

	method	limit/base	current	history1	history2
Water	WC Method	>0.2	NEG	NEG	NEG

WEAR METALS

	method	limit/base	current	history1	history2
Iron	ppm	ASTM D5185(m) >200	9	9	9
Chromium	ppm	ASTM D5185(m) >10	0	0	0
Nickel	ppm	ASTM D5185(m) >10	<1	<1	<1
Titanium	ppm	ASTM D5185(m)	0	0	0
Silver	ppm	ASTM D5185(m)	<1	0	0
Aluminum	ppm	ASTM D5185(m)	1	<1	1
Lead	ppm	ASTM D5185(m)	0	0	<1
Copper	ppm	ASTM D5185(m)	<1	<1	<1
Tin	ppm	ASTM D5185(m)	0	0	0
Antimony	ppm	ASTM D5185(m) >5	0	0	0
Vanadium	ppm	ASTM D5185(m)	0	0	0
Beryllium	ppm	ASTM D5185(m)	0	0	0
Cadmium	ppm	ASTM D5185(m)	0	0	0

ADDITIVES

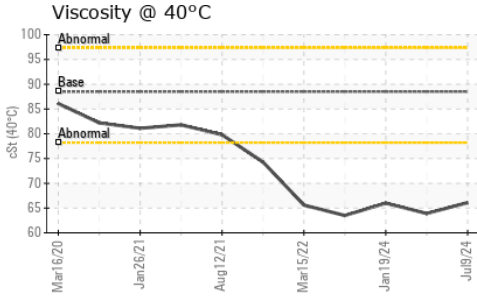
	method	limit/base	current	history1	history2
Boron	ppm	ASTM D5185(m) 2	22	25	21
Barium	ppm	ASTM D5185(m) 0	0	0	0
Molybdenum	ppm	ASTM D5185(m) 0	2	2	3
Manganese	ppm	ASTM D5185(m) 9	<1	0	0
Magnesium	ppm	ASTM D5185(m) 1	45	47	47
Calcium	ppm	ASTM D5185(m) 3131	2725	2620	2588
Phosphorus	ppm	ASTM D5185(m) 1194	862	849	839
Zinc	ppm	ASTM D5185(m) 1281	1030	992	959
Sulfur	ppm	ASTM D5185(m) 3811	2889	2817	3275
Lithium	ppm	ASTM D5185(m)	<1	<1	<1

CONTAMINANTS

	method	limit/base	current	history1	history2
Silicon	ppm	ASTM D5185(m)	3	2	4
Sodium	ppm	ASTM D5185(m)	1	<1	<1
Potassium	ppm	ASTM D5185(m) >20	<1	<1	<1




OIL ANALYSIS REPORT



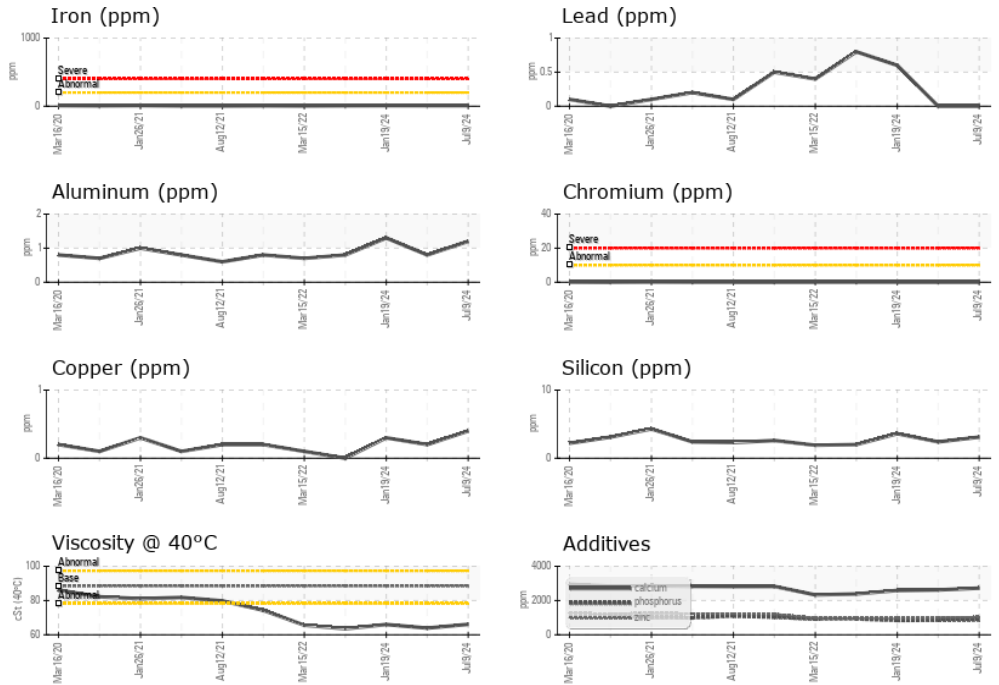
VISUAL	method	limit/base	current	history1	history2	
White Metal	scalar	Visual*	NONE	VLITE	NONE	NONE
Yellow Metal	scalar	Visual*	NONE	NONE	NONE	NONE
Precipitate	scalar	Visual*	NONE	NONE	NONE	NONE
Silt	scalar	Visual*	NONE	NONE	NONE	NONE
Debris	scalar	Visual*	NONE	NONE	NONE	NONE
Sand/Dirt	scalar	Visual*	NONE	NONE	NONE	NONE
Appearance	scalar	Visual*	NORML	NORML	NORML	NORML
Odor	scalar	Visual*	NORML	NORML	NORML	NORML
Emulsified Water	scalar	Visual*	>0.2	NEG	NEG	NEG
Free Water	scalar	Visual*		NEG	NEG	NEG

FLUID PROPERTIES	method	limit/base	current	history1	history2	
Visc @ 40°C	cSt	ASTM D7279(m)	88.5	66.1	63.9	66.0

SAMPLE IMAGES	method	limit/base	current	history1	history2
---------------	--------	------------	---------	----------	----------



GRAPHS



Laboratory : WearCheck - C8-1175 Appleby Line, Burlington, ON L7L 5H9
Sample No. : GFL0124569
Lab Number : 02647421
Unique Number : 5812973
Test Package : MOB 1
Received : 11 Jul 2024
Tested : 11 Jul 2024
Diagnosed : 11 Jul 2024 - Wes Davis

GFL Environmental - 720 - Lafleche - Landfill
 17125 Lafleche Road,
 Moose Creek, ON
 CA K0C 1W0
 Contact: Charles Bergeron
 cbergeron@gflenv.com
 T: (613)538-4853
 F:

To discuss this sample report, contact Customer Service at 1-800-268-2131.
 Test denoted (*) outside scope of accreditation, (m) method modified, (e) tested at external lab.
 Validity of results and interpretation are based on the sample and information as supplied.