

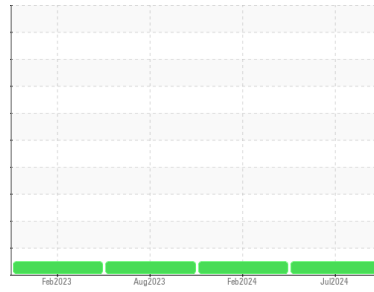


OIL ANALYSIS REPORT



Machine Id
432000
 Component
Natural Gas Engine
 Fluid
PETRO CANADA DURON GEO LD 15W40 (--- GAL)

Sample Rating Trend



NORMAL



DIAGNOSIS

Recommendation

Resample at the next service interval to monitor.

Wear

All component wear rates are normal.

Contamination

There is no indication of any contamination in the oil.

Fluid Condition

The condition of the oil is acceptable for the time in service.

SAMPLE INFORMATION

	method	limit/base	current	history1	history2
Sample Number	Client Info		GFL0125485	GFL0110219	GFL0085852
Sample Date	Client Info		17 Jul 2024	05 Feb 2024	14 Aug 2023
Machine Age	hrs	Client Info	4524	3580	2213
Oil Age	hrs	Client Info	1200	150	1200
Oil Changed		Client Info	Changed	Changed	Changed
Sample Status			NORMAL	NORMAL	NORMAL

CONTAMINATION

	method	limit/base	current	history1	history2
Water	WC Method	>0.1	NEG	NEG	NEG

WEAR METALS

	method	limit/base	current	history1	history2
Iron	ppm	ASTM D5185(m) >50	5	7	11
Chromium	ppm	ASTM D5185(m) >4	<1	<1	<1
Nickel	ppm	ASTM D5185(m) >2	<1	<1	0
Titanium	ppm	ASTM D5185(m)	0	0	0
Silver	ppm	ASTM D5185(m) >3	0	0	0
Aluminum	ppm	ASTM D5185(m) >9	1	1	2
Lead	ppm	ASTM D5185(m) >30	6	12	4
Copper	ppm	ASTM D5185(m) >35	3	4	5
Tin	ppm	ASTM D5185(m) >4	<1	<1	1
Antimony	ppm	ASTM D5185(m)	<1	0	0
Vanadium	ppm	ASTM D5185(m)	0	0	0
Beryllium	ppm	ASTM D5185(m)	0	0	0
Cadmium	ppm	ASTM D5185(m)	0	0	0

ADDITIVES

	method	limit/base	current	history1	history2
Boron	ppm	ASTM D5185(m) 50	9	7	12
Barium	ppm	ASTM D5185(m) 5	0	0	<1
Molybdenum	ppm	ASTM D5185(m) 50	50	54	59
Manganese	ppm	ASTM D5185(m) 0	<1	0	<1
Magnesium	ppm	ASTM D5185(m) 560	588	557	515
Calcium	ppm	ASTM D5185(m) 1510	1509	1543	1550
Phosphorus	ppm	ASTM D5185(m) 780	708	681	687
Zinc	ppm	ASTM D5185(m) 870	922	878	859
Sulfur	ppm	ASTM D5185(m) 2040	2026	2134	1973
Lithium	ppm	ASTM D5185(m)	<1	<1	<1

CONTAMINANTS

	method	limit/base	current	history1	history2
Silicon	ppm	ASTM D5185(m) >+100	4	7	15
Sodium	ppm	ASTM D5185(m)	7	7	4
Potassium	ppm	ASTM D5185(m) >20	<1	1	<1

INFRA-RED

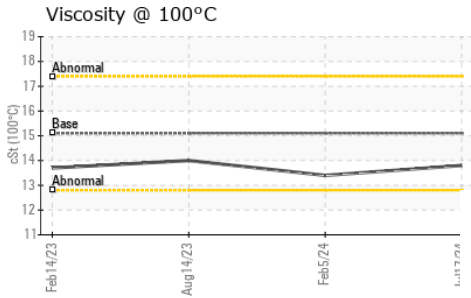
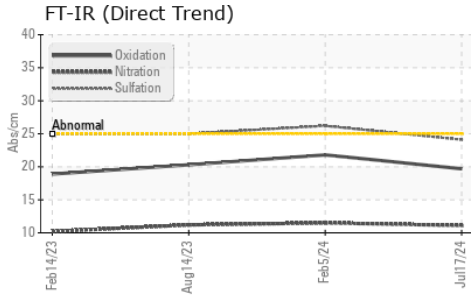
	method	limit/base	current	history1	history2
Soot %	%	ASTM D7844*	0	0	0
Nitration	Abs/cm	ASTM D7624*	11.1	11.5	11.2
Sulfation	Abs/.1mm	ASTM D7415*	24.1	26.2	25.0

FLUID DEGRADATION

	method	limit/base	current	history1	history2
Oxidation	Abs/.1mm	ASTM D7414*	19.7	21.8	20.3



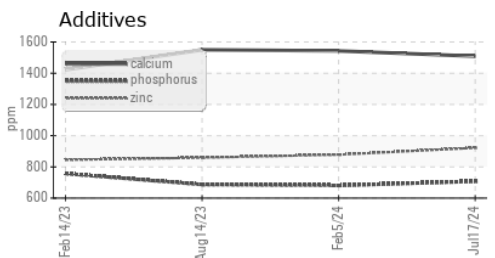
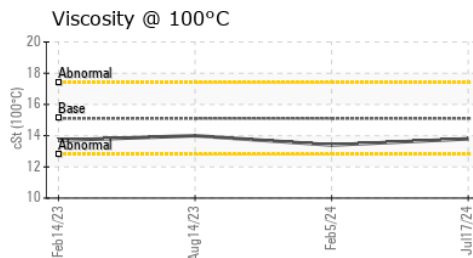
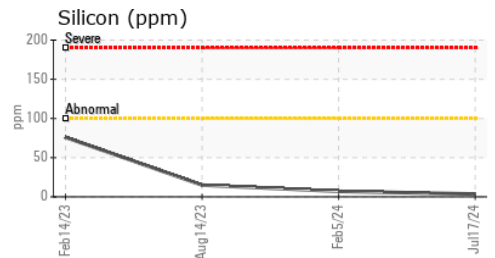
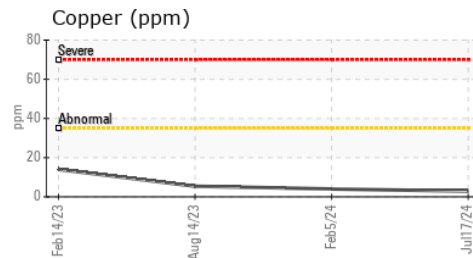
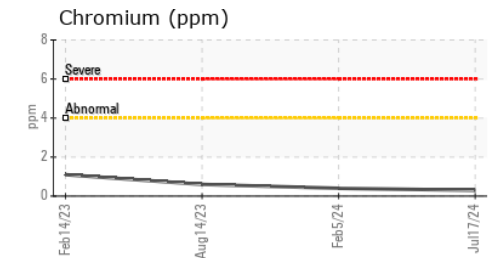
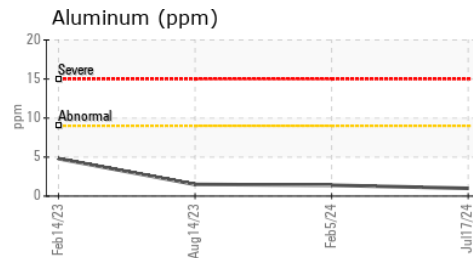
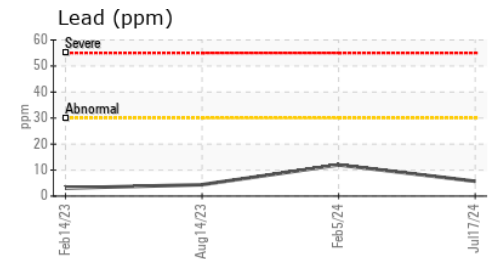
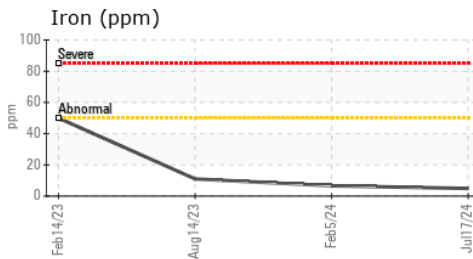
OIL ANALYSIS REPORT



PARAMETER	method	limit/base	current	history1	history2
White Metal	scalar	Visual*	NONE	VLITE	NONE
Yellow Metal	scalar	Visual*	NONE	NONE	NONE
Precipitate	scalar	Visual*	NONE	NONE	NONE
Silt	scalar	Visual*	NONE	NONE	NONE
Debris	scalar	Visual*	NONE	NONE	NONE
Sand/Dirt	scalar	Visual*	NONE	NONE	NONE
Appearance	scalar	Visual*	NORML	NORML	NORML
Odor	scalar	Visual*	NORML	NORML	NORML
Emulsified Water	scalar	Visual*	>0.1	NEG	NEG
Free Water	scalar	Visual*		NEG	NEG

FLUID PROPERTIES	method	limit/base	current	history1	history2
Visc @ 100°C	cSt	ASTM D7279(m)	15.1	13.8	13.4

GRAPHS



Laboratory : WearCheck - C8-1175 Appleby Line, Burlington, ON L7L 5H9
Sample No. : GFL0125485
Lab Number : 02648582
Unique Number : 5814134
Test Package : MOB 1 (Additional Tests: Visual)

GFL Environmental - 209 - Hamilton
 560 Seaman Street
 Stoney Creek, ON
 CA L8E 3X7
 Contact: Fred Carleton
 fred.carleton@gflenv.com
 T: (289)925-6693
 F: (905)664-9008

To discuss this sample report, contact Customer Service at 1-800-268-2131.
 Test denoted (*) outside scope of accreditation, (m) method modified, (e) tested at external lab.
 Validity of results and interpretation are based on the sample and information as supplied.