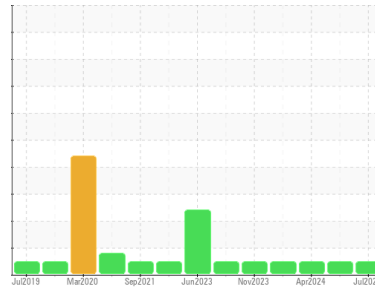




OIL ANALYSIS REPORT

Sample Rating Trend



NORMAL



Area
GFL207 [1311683]

Machine Id
8030

Component
Diesel Engine

Fluid
PETRO CANADA DURON SHP 15W40 (--- LTR)

DIAGNOSIS

Recommendation

Resample at the next service interval to monitor.

Wear

All component wear rates are normal.

Contamination

There is no indication of any contamination in the oil.

Fluid Condition

The condition of the oil is acceptable for the time in service.

SAMPLE INFORMATION

	method	limit/base	current	history1	history2
Sample Number	Client Info		GFL0124697	GFL0118521	GFL0110676
Sample Date	Client Info		16 Jul 2024	14 May 2024	05 Apr 2024
Machine Age	hrs	Client Info	12243	11766	11459
Oil Age	hrs	Client Info	600	0	0
Oil Changed	Client Info		Changed	N/A	Changed
Sample Status			NORMAL	NORMAL	NORMAL

CONTAMINATION

	method	limit/base	current	history1	history2
Fuel	WC Method	>3.0	<1.0	<1.0	<1.0
Water	WC Method	>0.2	NEG	NEG	NEG
Glycol	WC Method		NEG	NEG	NEG

WEAR METALS

	method	limit/base	current	history1	history2	
Iron	ppm	ASTM D5185(m)	>75	28	18	36
Chromium	ppm	ASTM D5185(m)	>5	<1	<1	<1
Nickel	ppm	ASTM D5185(m)	>4	<1	<1	<1
Titanium	ppm	ASTM D5185(m)	>2	0	0	0
Silver	ppm	ASTM D5185(m)	>2	<1	0	0
Aluminum	ppm	ASTM D5185(m)	>15	1	1	2
Lead	ppm	ASTM D5185(m)	>25	0	0	0
Copper	ppm	ASTM D5185(m)	>100	<1	<1	<1
Tin	ppm	ASTM D5185(m)	>4	0	0	0
Antimony	ppm	ASTM D5185(m)		0	0	0
Vanadium	ppm	ASTM D5185(m)		0	0	0
Beryllium	ppm	ASTM D5185(m)		0	0	0
Cadmium	ppm	ASTM D5185(m)		0	0	0

ADDITIVES

	method	limit/base	current	history1	history2	
Boron	ppm	ASTM D5185(m)	0	1	2	4
Barium	ppm	ASTM D5185(m)	0	0	0	0
Molybdenum	ppm	ASTM D5185(m)	60	56	57	61
Manganese	ppm	ASTM D5185(m)	0	<1	0	<1
Magnesium	ppm	ASTM D5185(m)	1010	907	915	997
Calcium	ppm	ASTM D5185(m)	1070	972	1006	1078
Phosphorus	ppm	ASTM D5185(m)	1150	960	971	995
Zinc	ppm	ASTM D5185(m)	1270	1142	1138	1225
Sulfur	ppm	ASTM D5185(m)	2060	2273	2349	2354
Lithium	ppm	ASTM D5185(m)		<1	<1	<1

CONTAMINANTS

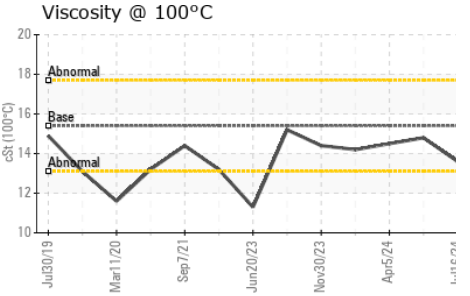
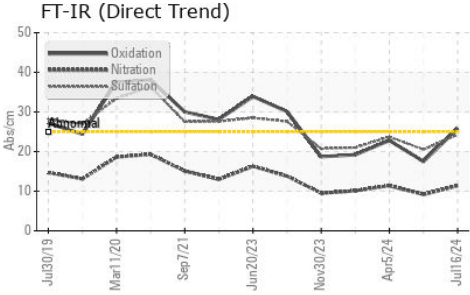
	method	limit/base	current	history1	history2	
Silicon	ppm	ASTM D5185(m)	>25	6	2	5
Sodium	ppm	ASTM D5185(m)		8	6	7
Potassium	ppm	ASTM D5185(m)	>20	<1	<1	1

INFRA-RED

	method	limit/base	current	history1	history2	
Soot %	%	ASTM D7844*	>6	0.5	0.4	0.7
Nitration	Abs/cm	ASTM D7624*	>20	11.4	9.2	11.4
Sulfation	Abs./1mm	ASTM D7415*	>30	24.3	20.5	23.7



OIL ANALYSIS REPORT

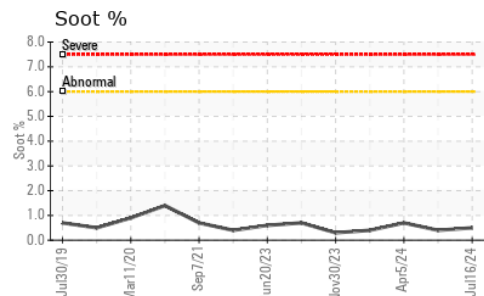
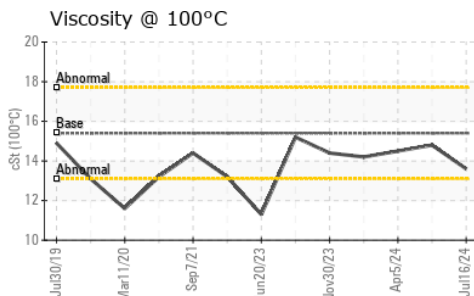
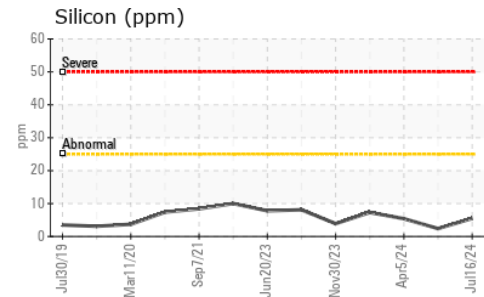
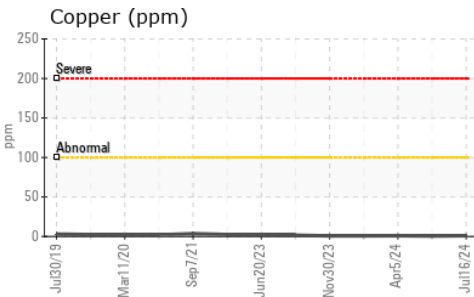
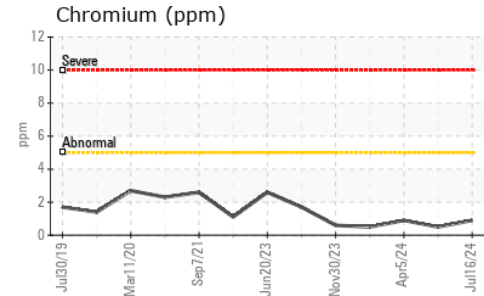
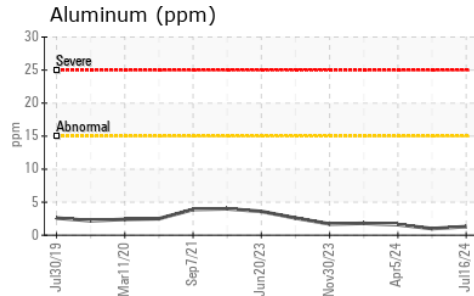
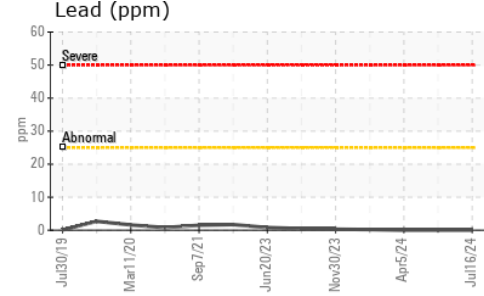
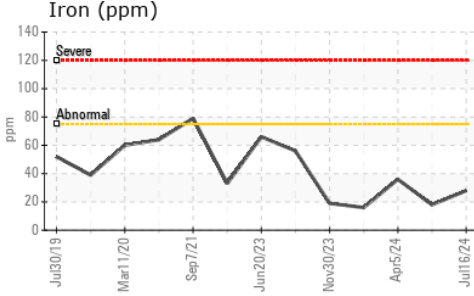


FLUID DEGRADATION		method	limit/base	current	history1	history2
Oxidation	Abs./1mm	ASTM D7414*	>25	25.8	17.5	22.8

VISUAL		method	limit/base	current	history1	history2
Emulsified Water	scalar	Visual*	>0.2	NEG	NEG	NEG
Free Water	scalar	Visual*		NEG	NEG	NEG

FLUID PROPERTIES		method	limit/base	current	history1	history2
Visc @ 100°C	cSt	ASTM D7279(m)	15.4	13.6	14.8	14.5

GRAPHS



Laboratory : WearCheck - C8-1175 Appleby Line, Burlington, ON L7L 5H9
Sample No. : GFL0124697
Lab Number : **02648592**
Unique Number : 5814144
Test Package : MOB 1

GFL Environmental - 207 - Pickering SW
 1034 TOY AVENUE, PICKERING YARD
 PICKERING, ON
 CA L1W 3P1
 Contact: Ian Patton
 ipatton@gflenv.com
 T: (905)831-6297
 F: (905)426-3577

To discuss this sample report, contact Customer Service at 1-800-268-2131.
 Test denoted (*) outside scope of accreditation, (m) method modified, (e) tested at external lab.
 Validity of results and interpretation are based on the sample and information as supplied.