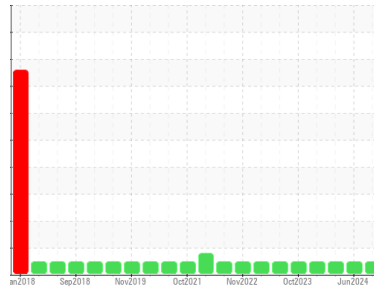




OIL ANALYSIS REPORT

Sample Rating Trend



NORMAL



Machine Id
701037
 Component
Diesel Engine
 Fluid
PETRO CANADA DURON SHP 15W40 (20 LTR)

DIAGNOSIS

Recommendation

Resample at the next service interval to monitor.

Wear

All component wear rates are normal.

Contamination

There is no indication of any contamination in the oil.

Fluid Condition

The condition of the oil is acceptable for the time in service.

SAMPLE INFORMATION

	method	limit/base	current	history1	history2
Sample Number	Client Info		GFL0123443	GFL0123457	GFL0116843
Sample Date	Client Info		16 Jul 2024	18 Jun 2024	04 Apr 2024
Machine Age	hrs	Client Info	0	0	444
Oil Age	hrs	Client Info	0	0	444
Oil Changed	Client Info		Changed	N/A	Changed
Sample Status			NORMAL	NORMAL	NORMAL

CONTAMINATION

	method	limit/base	current	history1	history2
Fuel	WC Method	>5	<1.0	<1.0	<1.0
Water	WC Method	>0.2	NEG	NEG	NEG
Glycol	WC Method		NEG	NEG	NEG

WEAR METALS

	method	limit/base	current	history1	history2	
Iron	ppm	ASTM D5185(m)	>80	4	10	12
Chromium	ppm	ASTM D5185(m)	>5	0	<1	0
Nickel	ppm	ASTM D5185(m)	>2	0	<1	0
Titanium	ppm	ASTM D5185(m)		0	0	0
Silver	ppm	ASTM D5185(m)	>3	0	0	0
Aluminum	ppm	ASTM D5185(m)	>30	<1	1	1
Lead	ppm	ASTM D5185(m)	>30	0	0	0
Copper	ppm	ASTM D5185(m)	>150	<1	<1	<1
Tin	ppm	ASTM D5185(m)	>5	0	0	0
Antimony	ppm	ASTM D5185(m)		<1	0	0
Vanadium	ppm	ASTM D5185(m)		0	0	0
Beryllium	ppm	ASTM D5185(m)		0	0	0
Cadmium	ppm	ASTM D5185(m)		0	0	0

ADDITIVES

	method	limit/base	current	history1	history2	
Boron	ppm	ASTM D5185(m)	0	2	2	1
Barium	ppm	ASTM D5185(m)	0	0	0	0
Molybdenum	ppm	ASTM D5185(m)	60	56	55	56
Manganese	ppm	ASTM D5185(m)	0	0	<1	0
Magnesium	ppm	ASTM D5185(m)	1010	884	873	906
Calcium	ppm	ASTM D5185(m)	1070	966	980	957
Phosphorus	ppm	ASTM D5185(m)	1150	963	884	898
Zinc	ppm	ASTM D5185(m)	1270	1110	1120	1133
Sulfur	ppm	ASTM D5185(m)	2060	2431	2262	2238
Lithium	ppm	ASTM D5185(m)		<1	<1	<1

CONTAMINANTS

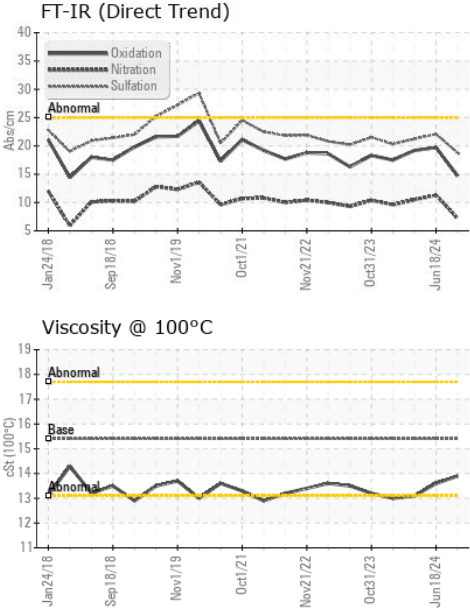
	method	limit/base	current	history1	history2	
Silicon	ppm	ASTM D5185(m)	>20	2	2	2
Sodium	ppm	ASTM D5185(m)		<1	1	1
Potassium	ppm	ASTM D5185(m)	>20	0	<1	<1

INFRA-RED

	method	limit/base	current	history1	history2	
Soot %	%	ASTM D7844*	>3	0.1	0.3	0.3
Nitration	Abs/cm	ASTM D7624*	>20	7.2	11.3	10.5
Sulfation	Abs.1mm	ASTM D7415*	>30	18.8	22.1	21.2



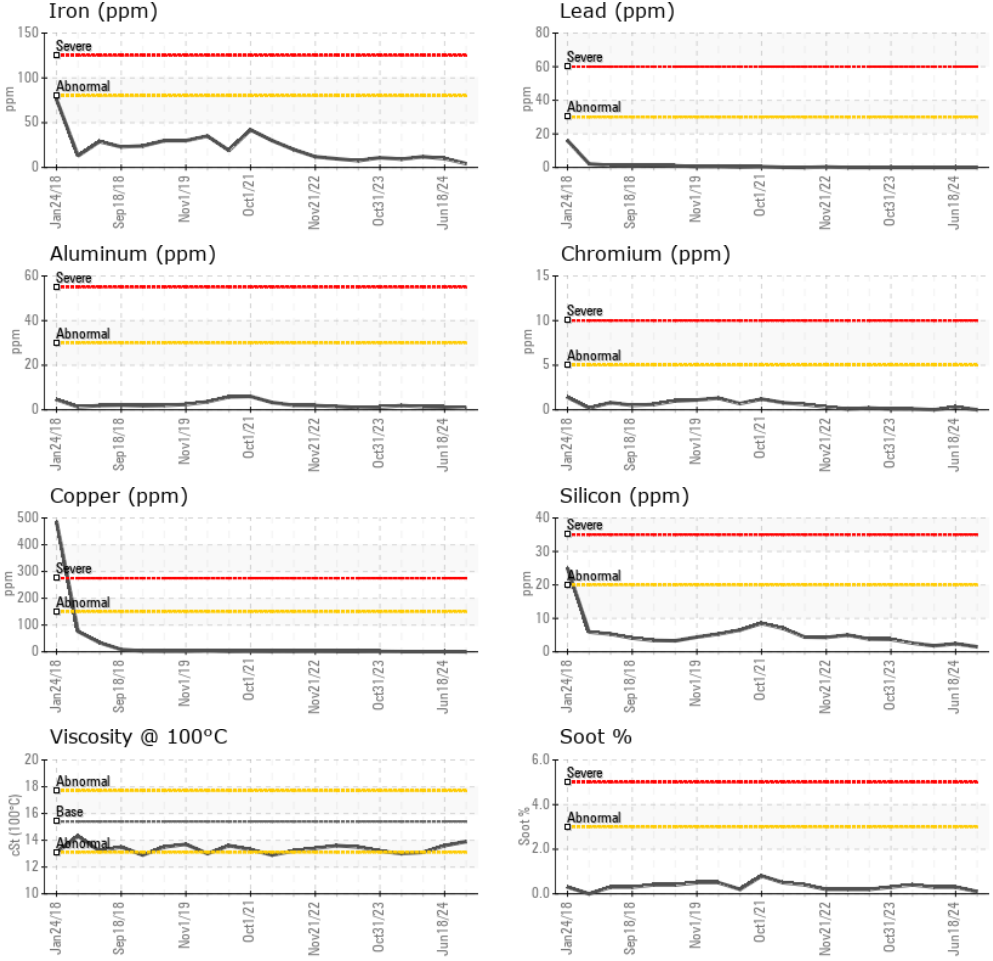
OIL ANALYSIS REPORT



FLUID DEGRADATION		method	limit/base	current	history1	history2
Oxidation	Abs./1mm	ASTM D7414*	>25	14.7	19.7	19.2
VISUAL		method	limit/base	current	history1	history2
White Metal	scalar	Visual*	NONE	VLITE	NONE	---
Yellow Metal	scalar	Visual*	NONE	NONE	NONE	---
Precipitate	scalar	Visual*	NONE	NONE	NONE	---
Silt	scalar	Visual*	NONE	NONE	NONE	---
Debris	scalar	Visual*	NONE	NONE	NONE	---
Sand/Dirt	scalar	Visual*	NONE	NONE	NONE	---
Appearance	scalar	Visual*	NORML	NORML	NORML	---
Odor	scalar	Visual*	NORML	NORML	NORML	NORML
Emulsified Water	scalar	Visual*	>0.2	NEG	NEG	NEG
Free Water	scalar	Visual*		NEG	NEG	NEG

FLUID PROPERTIES		method	limit/base	current	history1	history2
Visc @ 100°C	cSt	ASTM D7279(m)	15.4	13.9	13.6	13.1

GRAPHS



Laboratory : WearCheck - C8-1175 Appleby Line, Burlington, ON L7L 5H9
Sample No. : GFL0123443
Lab Number : 02648612
Unique Number : 5814164
Test Package : MOB 1 (Additional Tests: Visual)
Received : 18 Jul 2024
Tested : 18 Jul 2024
Diagnosed : 18 Jul 2024 - Wes Davis

GFL Environmental - 221 - Windsor
 905 Tecumseh Road W
 Windsor, ON
 CA N8W 4J5
 Contact: Pamela-Jean Butler
 pamelajeau.butler@gflenv.com
 T: (519)948-8126
 F:

To discuss this sample report, contact Customer Service at 1-800-268-2131.
 Test denoted (*) outside scope of accreditation, (m) method modified, (e) tested at external lab.
 Validity of results and interpretation are based on the sample and information as supplied.