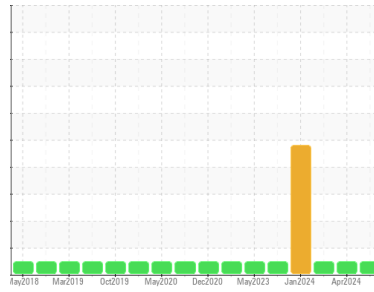




OIL ANALYSIS REPORT

Sample Rating Trend



NORMAL



Machine Id
801038
 Component
Diesel Engine
 Fluid
PETRO CANADA DURON SHP 15W40 (19 LTR)

DIAGNOSIS

Recommendation

Resample at the next service interval to monitor.

Wear

All component wear rates are normal.

Contamination

There is no indication of any contamination in the oil.

Fluid Condition

The condition of the oil is acceptable for the time in service.

SAMPLE INFORMATION

	method	limit/base	current	history1	history2
Sample Number	Client Info		GFL0122280	GFL0111735	GFL0107148
Sample Date	Client Info		17 Jul 2024	15 Apr 2024	11 Jan 2024
Machine Age	hrs	Client Info	13853	13310	731003
Oil Age	hrs	Client Info	600	600	0
Oil Changed	Client Info		Changed	Changed	Not Changed
Sample Status			NORMAL	NORMAL	NORMAL

CONTAMINATION

	method	limit/base	current	history1	history2
Fuel	WC Method	>5	<1.0	<1.0	<1.0
Water	WC Method	>0.2	NEG	NEG	NEG

WEAR METALS

	method	limit/base	current	history1	history2	
Iron	ppm	ASTM D5185(m)	>80	23	30	7
Chromium	ppm	ASTM D5185(m)	>5	<1	<1	0
Nickel	ppm	ASTM D5185(m)	>2	<1	<1	<1
Titanium	ppm	ASTM D5185(m)		0	0	0
Silver	ppm	ASTM D5185(m)	>3	<1	0	0
Aluminum	ppm	ASTM D5185(m)	>30	5	6	2
Lead	ppm	ASTM D5185(m)	>30	0	0	<1
Copper	ppm	ASTM D5185(m)	>150	3	7	<1
Tin	ppm	ASTM D5185(m)	>5	0	0	0
Antimony	ppm	ASTM D5185(m)		0	0	0
Vanadium	ppm	ASTM D5185(m)		0	0	0
Beryllium	ppm	ASTM D5185(m)		0	0	0
Cadmium	ppm	ASTM D5185(m)		0	0	0

ADDITIVES

	method	limit/base	current	history1	history2	
Boron	ppm	ASTM D5185(m)	0	10	6	12
Barium	ppm	ASTM D5185(m)	0	0	0	0
Molybdenum	ppm	ASTM D5185(m)	60	65	62	59
Manganese	ppm	ASTM D5185(m)	0	<1	<1	0
Magnesium	ppm	ASTM D5185(m)	1010	924	968	931
Calcium	ppm	ASTM D5185(m)	1070	1054	1054	1026
Phosphorus	ppm	ASTM D5185(m)	1150	971	961	1008
Zinc	ppm	ASTM D5185(m)	1270	1164	1196	1132
Sulfur	ppm	ASTM D5185(m)	2060	2304	2303	2694
Lithium	ppm	ASTM D5185(m)		<1	<1	<1

CONTAMINANTS

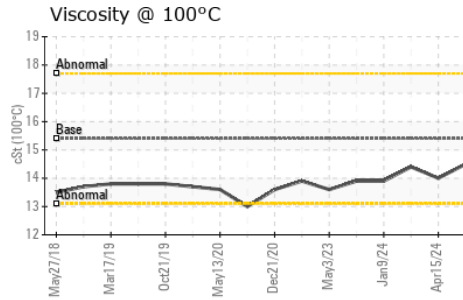
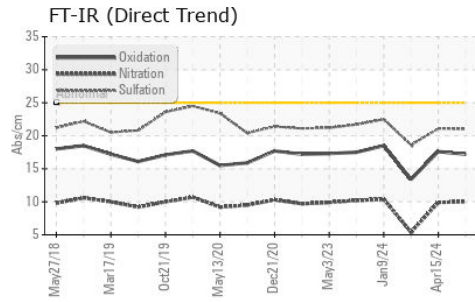
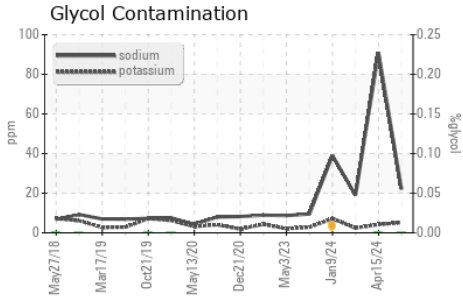
	method	limit/base	current	history1	history2	
Silicon	ppm	ASTM D5185(m)	>20	7	12	5
Sodium	ppm	ASTM D5185(m)		22	91	19
Potassium	ppm	ASTM D5185(m)	>20	5	4	2
Glycol	%	ASTM D7922*		0.0	0.0	NEG

INFRA-RED

	method	limit/base	current	history1	history2	
Soot %	%	ASTM D7844*	>3	0.6	0.5	0
Nitration	Abs/cm	ASTM D7624*	>20	10.0	9.9	5.4
Sulfation	Abs./1mm	ASTM D7415*	>30	21.0	21.1	18.6



OIL ANALYSIS REPORT

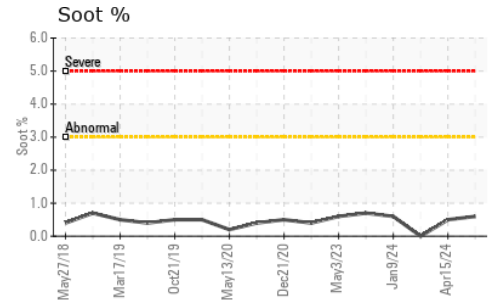
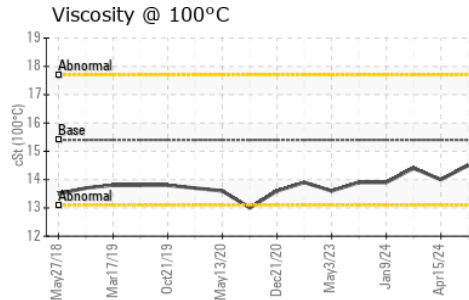
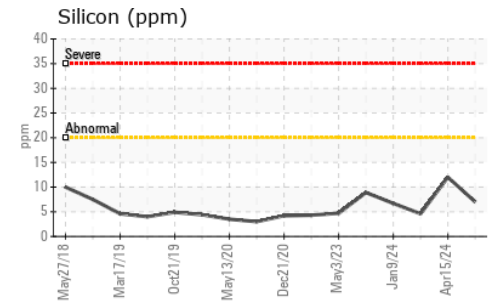
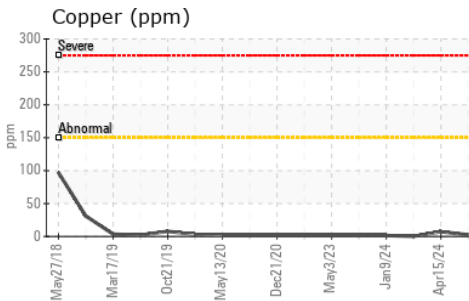
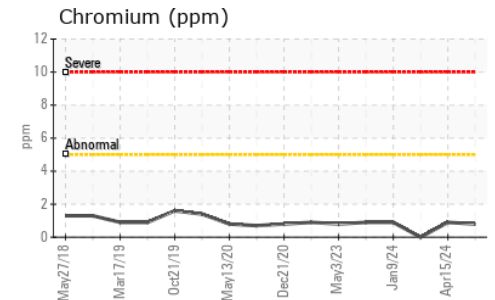
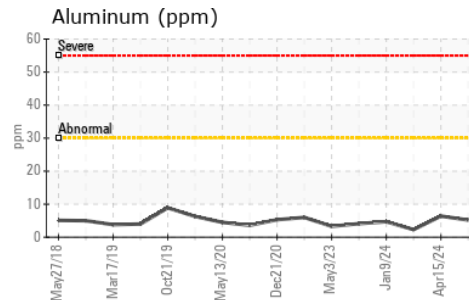
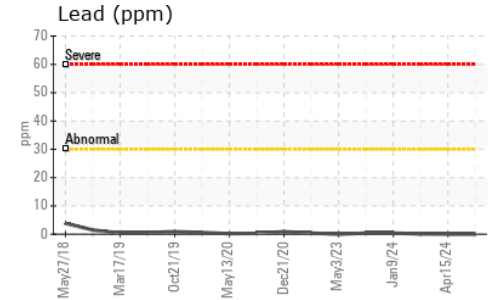
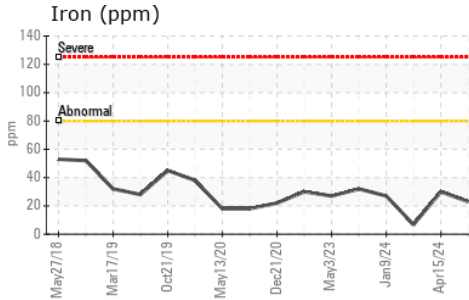


FLUID DEGRADATION		method	limit/base	current	history1	history2
Oxidation	Abs./1mm	ASTM D7414*	>25	17.2	17.6	13.4

VISUAL		method	limit/base	current	history1	history2
Emulsified Water	scalar	Visual*	>0.2	NEG	NEG	NEG
Free Water	scalar	Visual*		NEG	NEG	NEG

FLUID PROPERTIES		method	limit/base	current	history1	history2
Visc @ 100°C	cSt	ASTM D7279(m)	15.4	14.5	14.0	14.4

GRAPHS



Laboratory : WearCheck - C8-1175 Appleby Line, Burlington, ON L7L 5H9
Sample No. : GFL0122280
Lab Number : 02648627
Unique Number : 5814179
Test Package : MOB 1 (Additional Tests: Glycol)

GFL Environmental - 217 - Aurora
 14131 BAYVIEW AVE, AURORA YARD
 AURORA, ON
 CA L4G 0K6
 Contact: Mike Havens
 MHavens@gflenv.com

To discuss this sample report, contact Customer Service at 1-800-268-2131.
 Test denoted (*) outside scope of accreditation, (m) method modified, (e) tested at external lab.
 Validity of results and interpretation are based on the sample and information as supplied.

T:
 F: (905)713-2445