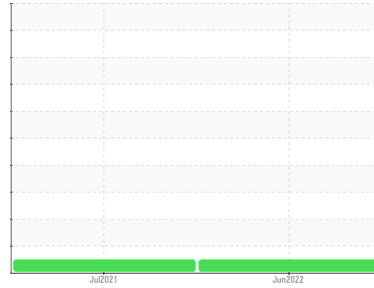




OIL ANALYSIS REPORT

Sample Rating Trend



NORMAL



Machine Id
1365-704

Component
Diesel Engine

Fluid
PETRO CANADA DURON SHP 15W40 (--- GAL)

DIAGNOSIS

Recommendation

Resample at the next service interval to monitor.
NOTE: Please provide information regarding reservoir capacity, filter type and micron rating with next sample.

Wear

All component wear rates are normal.

Contamination

There is no indication of any contamination in the oil.

Fluid Condition

The BN result indicates that there is suitable alkalinity remaining in the oil. The condition of the oil is suitable for further service.

SAMPLE INFORMATION

method	limit/base	current	history1	history2
Sample Number	Client Info	GFL0052814	GFL0026667	---
Sample Date	Client Info	07 Jun 2022	21 Jul 2021	---
Machine Age	hrs	Client Info	15774	15237
Oil Age	hrs	Client Info	537	583
Oil Changed	Client Info	Changed	Changed	---
Sample Status		NORMAL	NORMAL	---

CONTAMINATION

method	limit/base	current	history1	history2
Fuel	WC Method	>5	<1.0	<1.0
Glycol	WC Method		NEG	NEG

WEAR METALS

method	limit/base	current	history1	history2	
Iron	ppm	ASTM D5185m	>100	14	13
Chromium	ppm	ASTM D5185m	>20	<1	<1
Nickel	ppm	ASTM D5185m	>4	0	0
Titanium	ppm	ASTM D5185m		0	0
Silver	ppm	ASTM D5185m	>3	<1	0
Aluminum	ppm	ASTM D5185m	>20	2	0
Lead	ppm	ASTM D5185m	>40	2	4
Copper	ppm	ASTM D5185m	>330	<1	<1
Tin	ppm	ASTM D5185m	>15	<1	<1
Antimony	ppm	ASTM D5185m		---	0
Vanadium	ppm	ASTM D5185m		0	0
Cadmium	ppm	ASTM D5185m		0	0

ADDITIVES

method	limit/base	current	history1	history2	
Boron	ppm	ASTM D5185m	0	12	14
Barium	ppm	ASTM D5185m	0	0	0
Molybdenum	ppm	ASTM D5185m	60	69	65
Manganese	ppm	ASTM D5185m	0	<1	<1
Magnesium	ppm	ASTM D5185m	1010	935	871
Calcium	ppm	ASTM D5185m	1070	1154	1069
Phosphorus	ppm	ASTM D5185m	1150	1047	945
Zinc	ppm	ASTM D5185m	1270	1248	1150
Sulfur	ppm	ASTM D5185m	2060	3132	2419

CONTAMINANTS

method	limit/base	current	history1	history2	
Silicon	ppm	ASTM D5185m	>25	5	3
Sodium	ppm	ASTM D5185m		5	6
Potassium	ppm	ASTM D5185m	>20	4	2

INFRA-RED

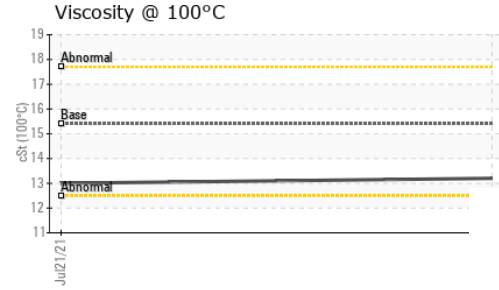
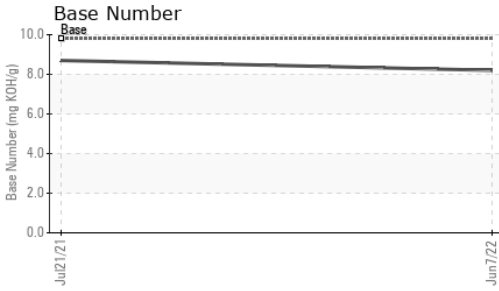
method	limit/base	current	history1	history2	
Soot %	%	*ASTM D7844	>3	0.4	0.5
Nitration	Abs/cm	*ASTM D7624	>20	10.0	9.6
Sulfation	Abs/.1mm	*ASTM D7415	>30	20.1	21

FLUID DEGRADATION

method	limit/base	current	history1	history2	
Oxidation	Abs/.1mm	*ASTM D7414	>25	16.6	16.5
Base Number (BN)	mg KOH/g	ASTM D2896	9.8	8.2	8.7



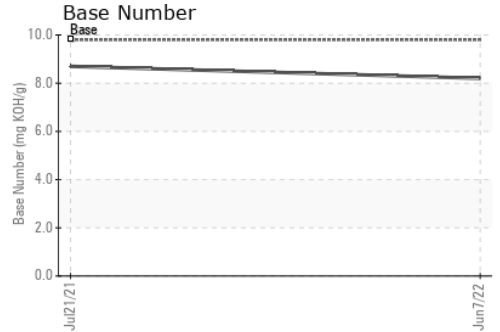
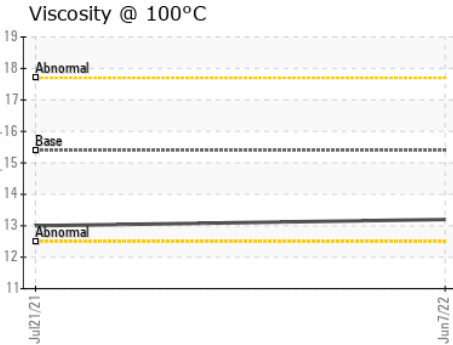
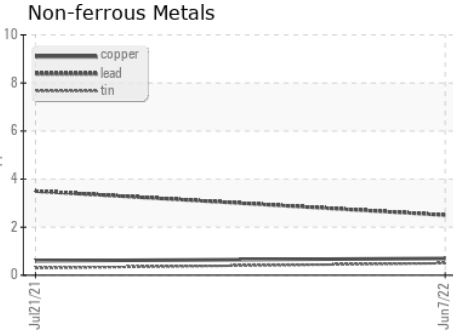
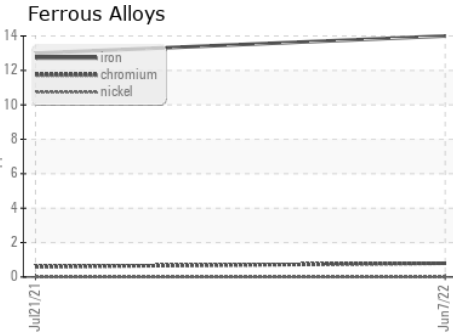
OIL ANALYSIS REPORT



PARAMETER	method	limit/base	current	history1	history2
White Metal	scalar	*Visual	NONE	NONE	---
Yellow Metal	scalar	*Visual	NONE	NONE	---
Precipitate	scalar	*Visual	NONE	NONE	---
Silt	scalar	*Visual	NONE	NONE	---
Debris	scalar	*Visual	NONE	NONE	---
Sand/Dirt	scalar	*Visual	NONE	NONE	---
Appearance	scalar	*Visual	NORML	NORML	---
Odor	scalar	*Visual	NORML	NORML	---
Emulsified Water	scalar	*Visual	>0.2	NEG	---
Free Water	scalar	*Visual		NEG	---

FLUID PROPERTIES	method	limit/base	current	history1	history2	
Visc @ 100°C	cSt	ASTM D445	15.4	13.2	13.0	---

GRAPHS



Certificate L2367

Laboratory : WearCheck USA - 501 Madison Ave., Cary, NC 27513
Sample No. : GFL0052814 **Received** : 13 Jun 2022
Lab Number : **05566920** **Diagnosed** : 14 Jun 2022
Unique Number : 10011320 **Diagnostician** : Wes Davis
Test Package : FLEET

GFL Environmental - 622 - Traverse City Hauling
 160 Hughes Dr
 Traverse City, MI
 US 49686
 Contact: GARY BREWER

To discuss this sample report, contact Customer Service at 1-800-237-1369.
 * - Denotes test methods that are outside of the ISO 17025 scope of accreditation.
 Statements of conformity to specifications are based on the simple acceptance decision rule (JCGM 106:2012)

T:
F: