

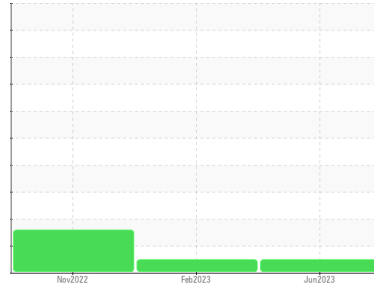
OIL ANALYSIS REPORT

Sample Rating Trend

NORMAL



Area
(92080X) Walgreens - Tractor
Machine Id
[Walgreens] 136A62020
Component
Diesel Engine
Fluid
PETRO CANADA DURON SHP 10W30 (11 GAL)



DIAGNOSIS

Recommendation
Resample at the next service interval to monitor.

Wear
All component wear rates are normal.

Contamination
There is no indication of any contamination in the oil.

Fluid Condition
The BN result indicates that there is suitable alkalinity remaining in the oil. The condition of the oil is suitable for further service.

SAMPLE INFORMATION

	method	limit/base	current	history1	history2
Sample Number	Client Info		PCA0088340	PCA0088332	PCA0082401
Sample Date	Client Info		07 Jun 2023	14 Feb 2023	17 Nov 2022
Machine Age	mls	Client Info	392040	355066	324518
Oil Age	mls	Client Info	25000	25000	25000
Oil Changed	Client Info		Changed	Changed	Changed
Sample Status			NORMAL	NORMAL	ABNORMAL

CONTAMINATION

	method	limit/base	current	history1	history2
Fuel	WC Method	>5	<1.0	<1.0	<1.0
Glycol	WC Method		NEG	NEG	NEG

WEAR METALS

	method	limit/base	current	history1	history2
Iron	ppm	ASTM D5185m >80	18	16	▲ 92
Chromium	ppm	ASTM D5185m >5	2	2	4
Nickel	ppm	ASTM D5185m >2	0	0	<1
Titanium	ppm	ASTM D5185m	<1	2	1
Silver	ppm	ASTM D5185m >3	0	0	<1
Aluminum	ppm	ASTM D5185m >30	11	12	31
Lead	ppm	ASTM D5185m >30	<1	0	3
Copper	ppm	ASTM D5185m >150	3	3	▲ 163
Tin	ppm	ASTM D5185m >5	<1	<1	3
Vanadium	ppm	ASTM D5185m	<1	0	<1
Cadmium	ppm	ASTM D5185m	0	0	0

ADDITIVES

	method	limit/base	current	history1	history2
Boron	ppm	ASTM D5185m 2	6	6	7
Barium	ppm	ASTM D5185m 0	0	0	1
Molybdenum	ppm	ASTM D5185m 50	63	60	57
Manganese	ppm	ASTM D5185m 0	<1	<1	2
Magnesium	ppm	ASTM D5185m 950	1013	895	852
Calcium	ppm	ASTM D5185m 1050	1147	1092	1151
Phosphorus	ppm	ASTM D5185m 995	1027	991	898
Zinc	ppm	ASTM D5185m 1180	1311	1194	1209
Sulfur	ppm	ASTM D5185m 2600	3573	3099	2739

CONTAMINANTS

	method	limit/base	current	history1	history2
Silicon	ppm	ASTM D5185m >20	4	4	10
Sodium	ppm	ASTM D5185m	3	1	4
Potassium	ppm	ASTM D5185m >20	2	3	54

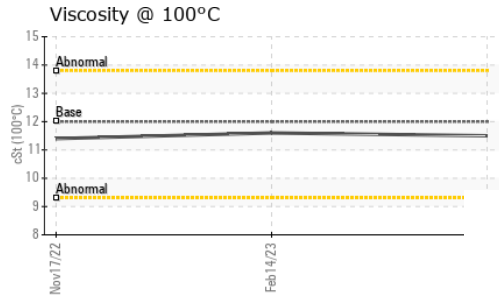
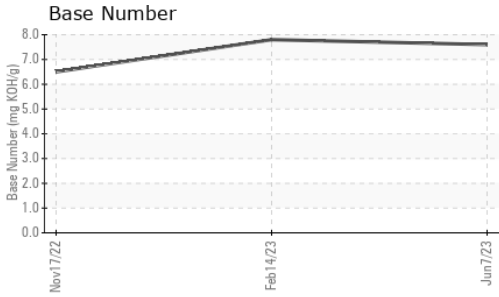
INFRA-RED

	method	limit/base	current	history1	history2
Soot %	%	*ASTM D7844 >3	0.8	0.6	0.9
Nitration	Abs/cm	*ASTM D7624 >20	8.8	8.5	13.4
Sulfation	Abs/.1mm	*ASTM D7415 >30	20.9	18.5	25.5

FLUID DEGRADATION

	method	limit/base	current	history1	history2
Oxidation	Abs/.1mm	*ASTM D7414 >25	16.0	13.8	24.0
Base Number (BN)	mg KOH/g	ASTM D2896	7.6	7.8	6.5

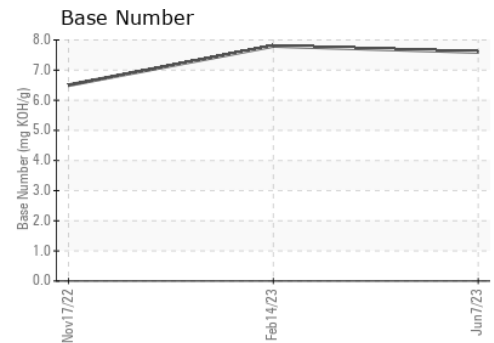
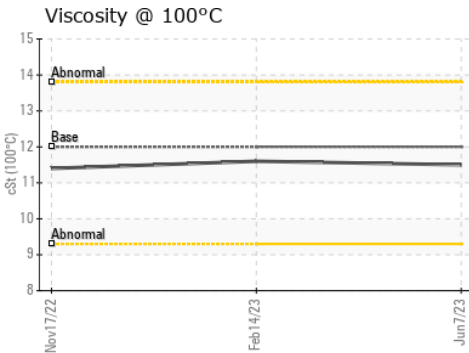
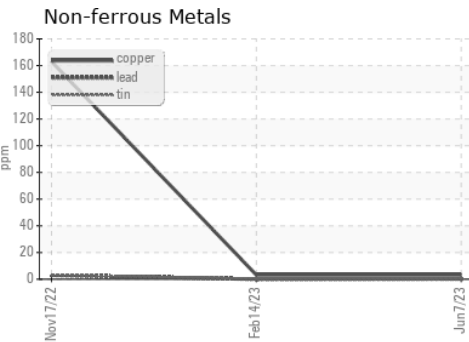
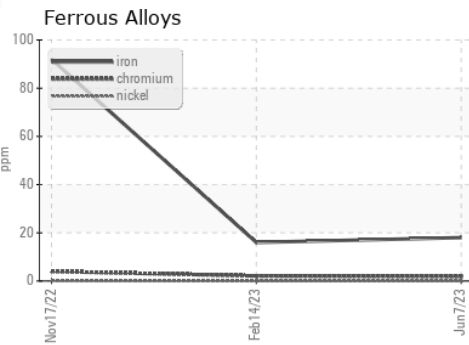
OIL ANALYSIS REPORT



VISUAL	method	limit/base	current	history1	history2
White Metal	scalar	*Visual	NONE	NONE	NONE
Yellow Metal	scalar	*Visual	NONE	NONE	NONE
Precipitate	scalar	*Visual	NONE	NONE	NONE
Silt	scalar	*Visual	NONE	NONE	NONE
Debris	scalar	*Visual	NONE	NONE	NONE
Sand/Dirt	scalar	*Visual	NONE	NONE	NONE
Appearance	scalar	*Visual	NORML	NORML	NORML
Odor	scalar	*Visual	NORML	NORML	NORML
Emulsified Water	scalar	*Visual	>0.2	NEG	NEG
Free Water	scalar	*Visual		NEG	NEG

FLUID PROPERTIES	method	limit/base	current	history1	history2
Visc @ 100°C	cSt	ASTM D445	12.00	11.5	11.6

GRAPHS



Certificate L2367

Laboratory : WearCheck USA - 501 Madison Ave., Cary, NC 27513
Sample No. : PCA0088340 **Received** : 14 Jun 2023
Lab Number : **05872856** **Diagnosed** : 14 Jun 2023
Unique Number : 10512640 **Diagnostician** : Wes Davis
Test Package : FLEET

Transervice - Shop 1377 - Berkeley-Dayville
 68 Shepherd Hill Rd
 Danielson, CT
 US 06239
 Contact: Shop 1377 Oil Analysis
 shop1377@transervice.com

To discuss this sample report, contact Customer Service at 1-800-237-1369.

* - Denotes test methods that are outside of the ISO 17025 scope of accreditation.

Statements of conformity to specifications are based on the simple acceptance decision rule (JCGM 106:2012)

T:
F: