



# OIL ANALYSIS REPORT

Sample Rating Trend

**NORMAL**



Machine Id  
**729097**  
 Component  
**Transmission**  
 Fluid  
**NOT GIVEN (--- GAL)**

## DIAGNOSIS

### Recommendation

Resample at the next service interval to monitor.

### Wear

All component wear rates are normal.

### Contamination

There is no indication of any contamination in the fluid.

### Fluid Condition

The condition of the fluid is acceptable for the time in service.

## SAMPLE INFORMATION

	method	limit/base	current	history1	history2
Sample Number	Client Info		<b>GFL0085324</b>	---	---
Sample Date	Client Info		<b>15 Jun 2023</b>	---	---
Machine Age	hrs	Client Info	<b>11297</b>	---	---
Oil Age	hrs	Client Info	<b>0</b>	---	---
Oil Changed	Client Info		<b>N/A</b>	---	---
Sample Status			<b>NORMAL</b>	---	---

## WEAR METALS

	method	limit/base	current	history1	history2
Iron	ppm	ASTM D5185m >200	<b>59</b>	---	---
Chromium	ppm	ASTM D5185m >10	<b>0</b>	---	---
Nickel	ppm	ASTM D5185m	<b>0</b>	---	---
Titanium	ppm	ASTM D5185m	<b>0</b>	---	---
Silver	ppm	ASTM D5185m	<b>0</b>	---	---
Aluminum	ppm	ASTM D5185m >50	<b>4</b>	---	---
Lead	ppm	ASTM D5185m >50	<b>0</b>	---	---
Copper	ppm	ASTM D5185m >200	<b>4</b>	---	---
Tin	ppm	ASTM D5185m >10	<b>0</b>	---	---
Vanadium	ppm	ASTM D5185m	<b>0</b>	---	---
Cadmium	ppm	ASTM D5185m	<b>0</b>	---	---

## ADDITIVES

	method	limit/base	current	history1	history2
Boron	ppm	ASTM D5185m	<b>81</b>	---	---
Barium	ppm	ASTM D5185m	<b>0</b>	---	---
Molybdenum	ppm	ASTM D5185m	<b>0</b>	---	---
Manganese	ppm	ASTM D5185m	<b>&lt;1</b>	---	---
Magnesium	ppm	ASTM D5185m	<b>0</b>	---	---
Calcium	ppm	ASTM D5185m	<b>112</b>	---	---
Phosphorus	ppm	ASTM D5185m	<b>233</b>	---	---
Zinc	ppm	ASTM D5185m	<b>0</b>	---	---
Sulfur	ppm	ASTM D5185m	<b>1999</b>	---	---

## CONTAMINANTS

	method	limit/base	current	history1	history2
Silicon	ppm	ASTM D5185m >50	<b>8</b>	---	---
Sodium	ppm	ASTM D5185m	<b>3</b>	---	---
Potassium	ppm	ASTM D5185m >20	<b>&lt;1</b>	---	---

## VISUAL

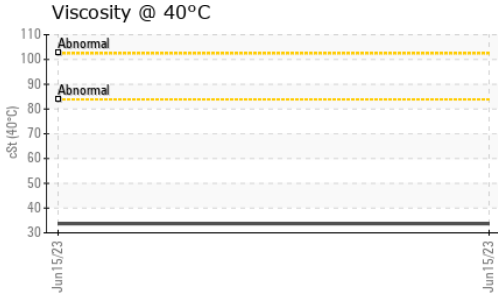
	method	limit/base	current	history1	history2
White Metal	scalar	*Visual NONE	<b>NONE</b>	---	---
Yellow Metal	scalar	*Visual NONE	<b>NONE</b>	---	---
Precipitate	scalar	*Visual NONE	<b>NONE</b>	---	---
Silt	scalar	*Visual NONE	<b>NONE</b>	---	---
Debris	scalar	*Visual NONE	<b>NONE</b>	---	---
Sand/Dirt	scalar	*Visual NONE	<b>NONE</b>	---	---
Appearance	scalar	*Visual NORML	<b>NORML</b>	---	---
Odor	scalar	*Visual NORML	<b>NORML</b>	---	---
Emulsified Water	scalar	*Visual >0.1	<b>NEG</b>	---	---
Free Water	scalar	*Visual	<b>NEG</b>	---	---

## FLUID PROPERTIES

	method	limit/base	current	history1	history2
Visc @ 40°C	cSt	ASTM D445	<b>33.7</b>	---	---

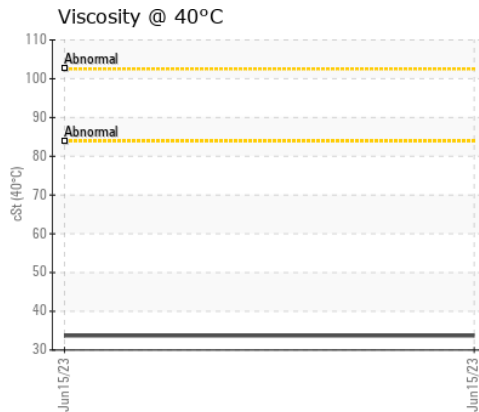
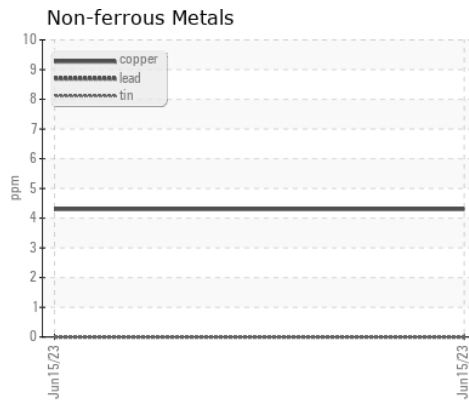
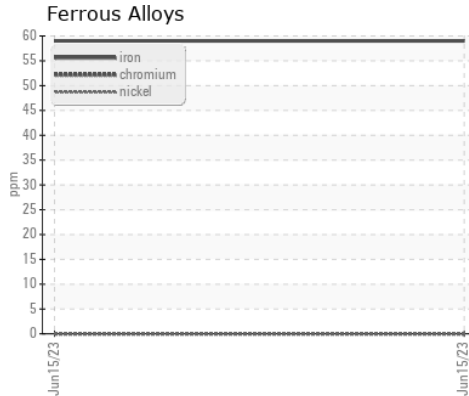


# OIL ANALYSIS REPORT



SAMPLE IMAGES	method	limit/base	current	history1	history2
Color			no image	no image	no image
Bottom			no image	no image	no image

## GRAPHS



Certificate L2367

**Laboratory** : WearCheck USA - 501 Madison Ave., Cary, NC 27513  
**Sample No.** : GFL0085324     **Received** : 21 Jun 2023  
**Lab Number** : **05880392**     **Diagnosed** : 24 Jun 2023  
**Unique Number** : 10525495     **Diagnostician** : Don Baldrige  
**Test Package** : FLEET

**GFL Environmental - 958 - Tri County HC Morton**  
 1090 W. Jefferson St.  
 Morton, IL  
 US 61550  
 Contact: Bryan Link  
 blink@gflenv.com

To discuss this sample report, contact Customer Service at 1-800-237-1369.

\* - Denotes test methods that are outside of the ISO 17025 scope of accreditation.

Statements of conformity to specifications are based on the simple acceptance decision rule (JCGM 106:2012)

T:  
F: