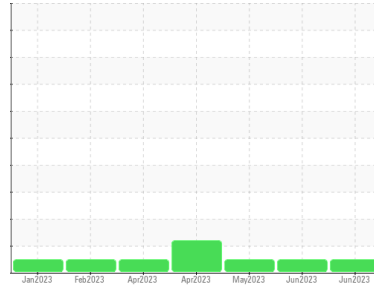




OIL ANALYSIS REPORT

Sample Rating Trend



NORMAL



Machine Id
733005

Component
Natural Gas Engine

Fluid
PETRO CANADA DURON SHP 15W40 (--- GAL)

DIAGNOSIS

Recommendation

Resample at the next service interval to monitor.

Wear

All component wear rates are normal.

Contamination

There is no indication of any contamination in the oil.

Fluid Condition

The BN result indicates that there is suitable alkalinity remaining in the oil. The condition of the oil is suitable for further service.

SAMPLE INFORMATION

method	limit/base	current	history 1	history 2
Sample Number	Client Info	GFL0084710	GFL0084731	GFL0078121
Sample Date	Client Info	22 Jun 2023	15 Jun 2023	02 May 2023
Machine Age	mls Client Info	20900	20232	1376
Oil Age	mls Client Info	0	0	0
Oil Changed	Client Info	Changed	Not Changd	Not Changd
Sample Status		NORMAL	NORMAL	NORMAL

WEAR METALS

method	limit/base	current	history 1	history 2
Iron	ppm ASTM D5185m >50	8	9	8
Chromium	ppm ASTM D5185m >4	<1	<1	<1
Nickel	ppm ASTM D5185m >2	<1	0	<1
Titanium	ppm ASTM D5185m	0	0	0
Silver	ppm ASTM D5185m >3	0	0	0
Aluminum	ppm ASTM D5185m >9	2	2	0
Lead	ppm ASTM D5185m >30	0	<1	0
Copper	ppm ASTM D5185m >35	1	2	3
Tin	ppm ASTM D5185m >4	<1	0	<1
Vanadium	ppm ASTM D5185m	0	0	0
Cadmium	ppm ASTM D5185m	0	0	0

ADDITIVES

method	limit/base	current	history 1	history 2
Boron	ppm ASTM D5185m 0	11	17	23
Barium	ppm ASTM D5185m 0	0	0	0
Molybdenum	ppm ASTM D5185m 60	52	53	49
Manganese	ppm ASTM D5185m 0	1	1	1
Magnesium	ppm ASTM D5185m 1010	607	611	596
Calcium	ppm ASTM D5185m 1070	1641	1668	1520
Phosphorus	ppm ASTM D5185m 1150	730	730	736
Zinc	ppm ASTM D5185m 1270	1007	991	918
Sulfur	ppm ASTM D5185m 2060	3024	2987	2829

CONTAMINANTS

method	limit/base	current	history 1	history 2
Silicon	ppm ASTM D5185m >+100	5	6	6
Sodium	ppm ASTM D5185m	5	9	3
Potassium	ppm ASTM D5185m >20	<1	5	<1

INFRA-RED

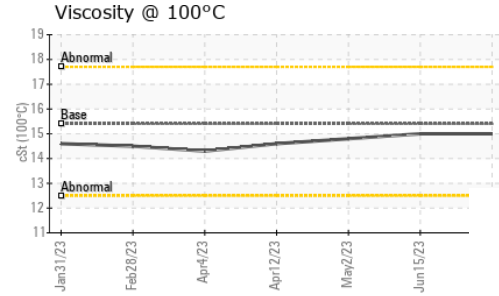
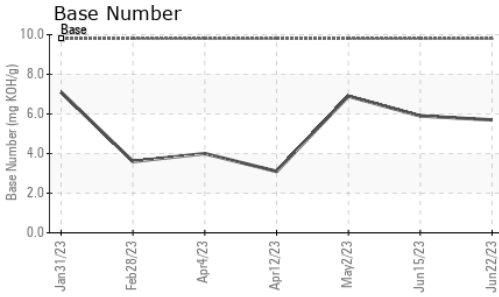
method	limit/base	current	history 1	history 2
Soot %	% *ASTM D7844	0.1	0.1	0
Nitration	Abs/cm *ASTM D7624 >20	11.0	10.8	8.1
Sulfation	Abs/.1mm *ASTM D7415 >30	22.2	21.4	18.0

FLUID DEGRADATION

method	limit/base	current	history 1	history 2
Oxidation	Abs/.1mm *ASTM D7414 >25	18.8	18.1	16.0
Base Number (BN)	mg KOH/g ASTM D2896 9.8	5.7	5.9	6.9



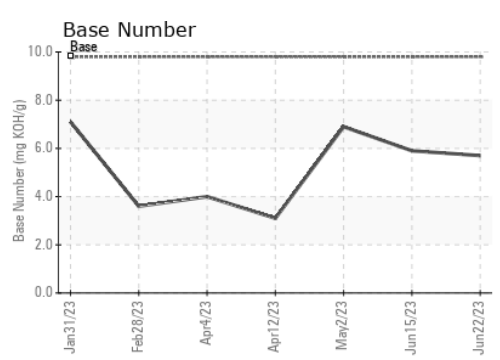
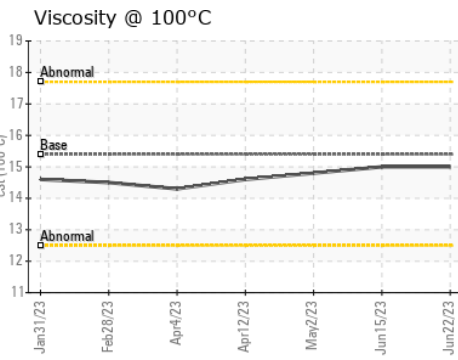
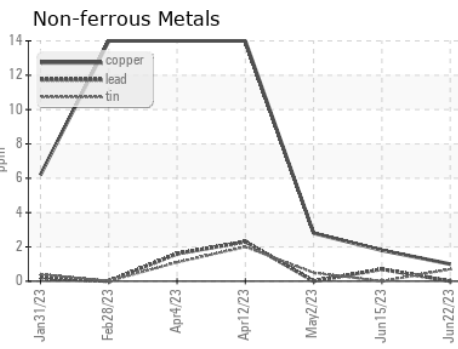
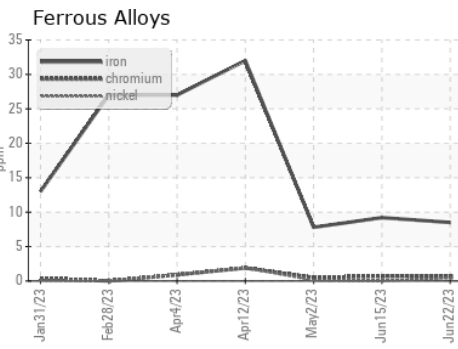
OIL ANALYSIS REPORT



VISUAL	method	limit/base	current	history 1	history 2
White Metal	scalar	*Visual	NONE	NONE	NONE
Yellow Metal	scalar	*Visual	NONE	NONE	NONE
Precipitate	scalar	*Visual	NONE	NONE	NONE
Silt	scalar	*Visual	NONE	NONE	NONE
Debris	scalar	*Visual	NONE	NONE	NONE
Sand/Dirt	scalar	*Visual	NONE	NONE	NONE
Appearance	scalar	*Visual	NORML	NORML	NORML
Odor	scalar	*Visual	NORML	NORML	NORML
Emulsified Water	scalar	*Visual	>0.1	NEG	NEG
Free Water	scalar	*Visual		NEG	NEG

FLUID PROPERTIES	method	limit/base	current	history 1	history 2
Visc @ 100°C	cSt	ASTM D445	15.4	15.0	14.8

GRAPHS



Laboratory : WearCheck USA - 501 Madison Ave., Cary, NC 27513
Sample No. : GFL0084710 **Received** : 27 Jun 2023
Lab Number : 05884940 **Diagnosed** : 30 Jun 2023
Unique Number : 10535423 **Diagnostician** : Don Baldrige
Test Package : FLEET

GFL Environmental - 856 - Houston South
 8515 Highway 6 South
 Houston, TX
 US 77083
 Contact: KEITH ROWALD
 krowald@gflenv.com
 T: (303)641-3906
 F:

Certificate L2367
 To discuss this sample report, contact Customer Service at 1-800-237-1369.
 * - Denotes test methods that are outside of the ISO 17025 scope of accreditation.
 Statements of conformity to specifications are based on the simple acceptance decision rule (JCGM 106:2012)