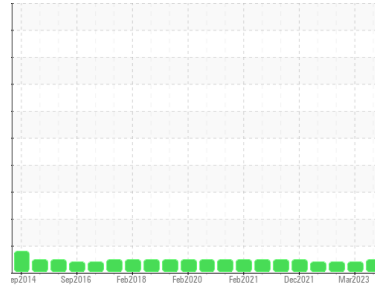


OIL ANALYSIS REPORT

Sample Rating Trend



NORMAL



Machine Id
11140

Component
Diesel Engine

Fluid
PETRO CANADA DURON SHP 15W40 (4 GAL)

DIAGNOSIS

Recommendation

Resample at the next service interval to monitor.

Wear

All component wear rates are normal.

Contamination

There is no indication of any contamination in the oil.

Fluid Condition

The BN result indicates that there is suitable alkalinity remaining in the oil. The condition of the oil is suitable for further service.

SAMPLE INFORMATION

	method	limit/base	current	history 1	history 2
Sample Number	Client Info		PCA0077302	PCA0074703	PCA0074688
Sample Date	Client Info		27 Jun 2023	13 Mar 2023	26 Jan 2023
Machine Age	mls	Client Info	398088	394362	392347
Oil Age	mls	Client Info	3726	7501	7501
Oil Changed	Client Info		Changed	Changed	Changed
Sample Status			NORMAL	ATTENTION	ATTENTION

CONTAMINATION

	method	limit/base	current	history 1	history 2
Fuel	WC Method	>5	<1.0	<1.0	<1.0
Glycol	WC Method		NEG	NEG	NEG

WEAR METALS

	method	limit/base	current	history 1	history 2
Iron	ppm	ASTM D5185m >100	10	16	20
Chromium	ppm	ASTM D5185m >20	<1	<1	<1
Nickel	ppm	ASTM D5185m >4	0	0	<1
Titanium	ppm	ASTM D5185m	0	0	0
Silver	ppm	ASTM D5185m >3	0	0	0
Aluminum	ppm	ASTM D5185m >20	3	3	3
Lead	ppm	ASTM D5185m >40	1	2	4
Copper	ppm	ASTM D5185m >330	1	2	1
Tin	ppm	ASTM D5185m >15	<1	0	<1
Vanadium	ppm	ASTM D5185m	0	0	0
Cadmium	ppm	ASTM D5185m	0	0	0

ADDITIVES

	method	limit/base	current	history 1	history 2
Boron	ppm	ASTM D5185m 0	17	13	16
Barium	ppm	ASTM D5185m 0	0	1	0
Molybdenum	ppm	ASTM D5185m 60	68	65	73
Manganese	ppm	ASTM D5185m 0	<1	<1	<1
Magnesium	ppm	ASTM D5185m 1010	906	822	851
Calcium	ppm	ASTM D5185m 1070	1241	1177	1344
Phosphorus	ppm	ASTM D5185m 1150	1049	947	994
Zinc	ppm	ASTM D5185m 1270	1303	1199	1238
Sulfur	ppm	ASTM D5185m 2060	3804	3555	3545

CONTAMINANTS

	method	limit/base	current	history 1	history 2
Silicon	ppm	ASTM D5185m >25	4	8	11
Sodium	ppm	ASTM D5185m	<1	0	2
Potassium	ppm	ASTM D5185m >20	<1	0	<1

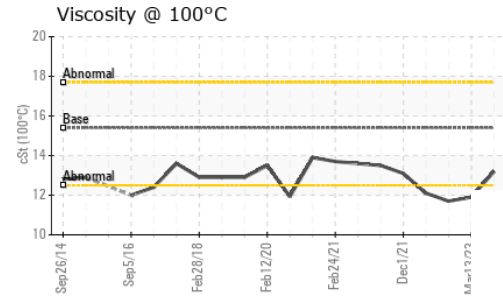
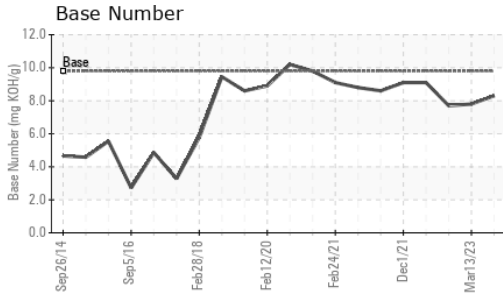
INFRA-RED

	method	limit/base	current	history 1	history 2
Soot %	%	*ASTM D7844 >3	0.5	0.6	0.7
Nitration	Abs/cm	*ASTM D7624 >20	8.1	8.8	9.6
Sulfation	Abs/.1mm	*ASTM D7415 >30	20.0	18.8	18.2

FLUID DEGRADATION

	method	limit/base	current	history 1	history 2
Oxidation	Abs/.1mm	*ASTM D7414 >25	17.3	14.7	15.0
Base Number (BN)	mg KOH/g	ASTM D2896 9.8	8.3	7.8	7.7

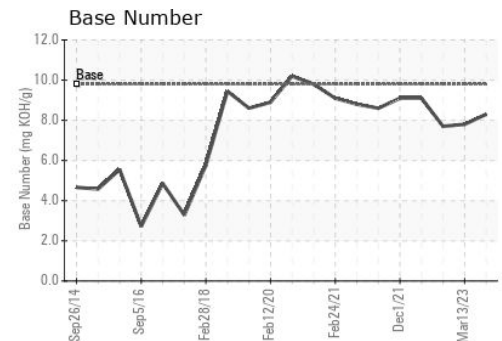
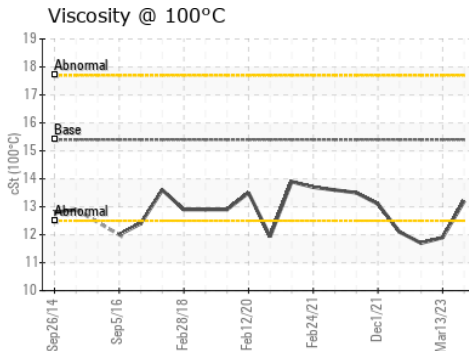
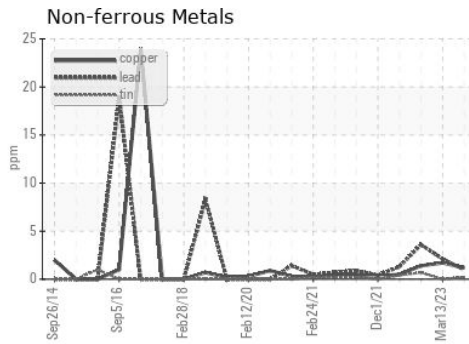
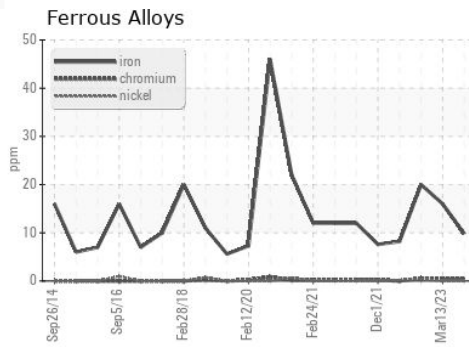
OIL ANALYSIS REPORT



VISUAL	method	limit/base	current	history 1	history 2
White Metal	scalar	*Visual	NONE	NONE	NONE
Yellow Metal	scalar	*Visual	NONE	NONE	NONE
Precipitate	scalar	*Visual	NONE	NONE	NONE
Silt	scalar	*Visual	NONE	NONE	NONE
Debris	scalar	*Visual	NONE	NONE	NONE
Sand/Dirt	scalar	*Visual	NONE	NONE	NONE
Appearance	scalar	*Visual	NORML	NORML	NORML
Odor	scalar	*Visual	NORML	NORML	NORML
Emulsified Water	scalar	*Visual	>0.2	NEG	NEG
Free Water	scalar	*Visual		NEG	NEG

FLUID PROPERTIES	method	limit/base	current	history 1	history 2	
Visc @ 100°C	cSt	ASTM D445	15.4	13.2	▲ 11.9	▲ 11.7

GRAPHS



Certificate L2367

Laboratory : WearCheck USA - 501 Madison Ave., Cary, NC 27513
Sample No. : PCA0077302
Lab Number : **05886478**
Unique Number : 10536961
Test Package : FLEET

GFL Environmental - 002 - Vance-Granville
 241 Vanco Mill Rd
 Henderson, NC
 US 27537
 Contact: Cameron King
 cameron.king@gflenv.com
 T: (252)438-5333
 F: (252)431-1635

To discuss this sample report, contact Customer Service at 1-800-237-1369.

* - Denotes test methods that are outside of the ISO 17025 scope of accreditation.

Statements of conformity to specifications are based on the simple acceptance decision rule (JCGM 106:2012)