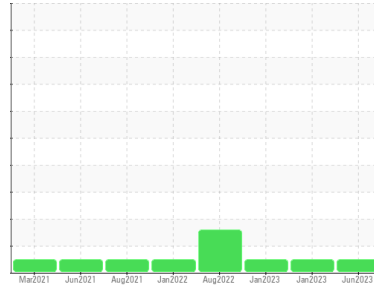




OIL ANALYSIS REPORT

Sample Rating Trend



NORMAL



Machine Id
929015-1269

Component
Diesel Engine

Fluid
CHEVRON DELO 400 XLE 15W40 (--- GAL)

DIAGNOSIS

Recommendation

Resample at the next service interval to monitor.

Wear

All component wear rates are normal.

Contamination

There is no indication of any contamination in the oil.

Fluid Condition

The BN result indicates that there is suitable alkalinity remaining in the oil. The condition of the oil is suitable for further service.

SAMPLE INFORMATION

	method	limit/base	current	history 1	history 2
Sample Number	Client Info		GFL0064372	GFL0064394	GFL0064400
Sample Date	Client Info		20 Jun 2023	06 Jan 2023	03 Jan 2023
Machine Age	mls	Client Info	147000	16352	16263
Oil Age	mls	Client Info	15000	0	0
Oil Changed	Client Info		N/A	Changed	Not Chngd
Sample Status			NORMAL	NORMAL	NORMAL

CONTAMINATION

	method	limit/base	current	history 1	history 2
Fuel	WC Method	>5	<1.0	<1.0	<1.0
Glycol	WC Method		NEG	NEG	NEG

WEAR METALS

	method	limit/base	current	history 1	history 2
Iron	ppm	ASTM D5185m >100	40	16	14
Chromium	ppm	ASTM D5185m >20	2	<1	<1
Nickel	ppm	ASTM D5185m >4	0	0	0
Titanium	ppm	ASTM D5185m	10	<1	0
Silver	ppm	ASTM D5185m >3	0	0	0
Aluminum	ppm	ASTM D5185m >20	<1	1	<1
Lead	ppm	ASTM D5185m >40	7	3	2
Copper	ppm	ASTM D5185m >330	5	7	6
Tin	ppm	ASTM D5185m >15	<1	<1	0
Vanadium	ppm	ASTM D5185m	<1	0	0
Cadmium	ppm	ASTM D5185m	0	0	0

ADDITIVES

	method	limit/base	current	history 1	history 2
Boron	ppm	ASTM D5185m	78	163	169
Barium	ppm	ASTM D5185m	0	0	2
Molybdenum	ppm	ASTM D5185m	62	106	111
Manganese	ppm	ASTM D5185m	<1	<1	0
Magnesium	ppm	ASTM D5185m	628	405	401
Calcium	ppm	ASTM D5185m	1584	1713	1817
Phosphorus	ppm	ASTM D5185m 760	733	773	803
Zinc	ppm	ASTM D5185m 830	887	931	965
Sulfur	ppm	ASTM D5185m 2770	3041	2628	2676

CONTAMINANTS

	method	limit/base	current	history 1	history 2
Silicon	ppm	ASTM D5185m >25	14	20	17
Sodium	ppm	ASTM D5185m	6	2	0
Potassium	ppm	ASTM D5185m >20	3	2	1

INFRA-RED

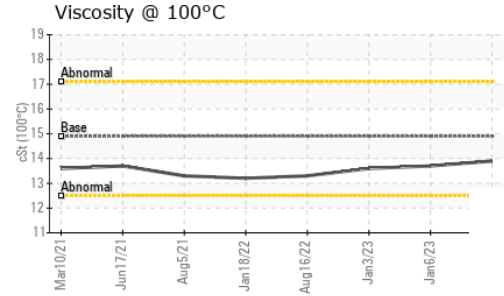
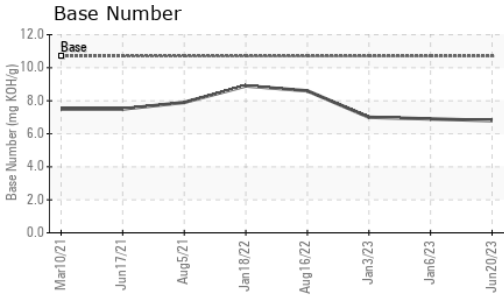
	method	limit/base	current	history 1	history 2
Soot %	%	*ASTM D7844 >3	1.3	0.7	0.7
Nitration	Abs/cm	*ASTM D7624 >20	12.3	10.7	10.6
Sulfation	Abs/.1mm	*ASTM D7415 >30	27.0	23.7	23.5

FLUID DEGRADATION

	method	limit/base	current	history 1	history 2
Oxidation	Abs/.1mm	*ASTM D7414 >25	22.6	18.8	18.7
Base Number (BN)	mg KOH/g	ASTM D2896 10.7	6.8	6.9	7.0



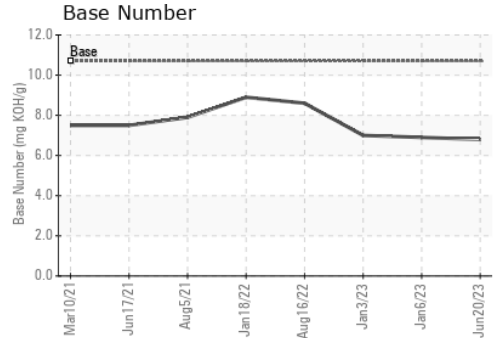
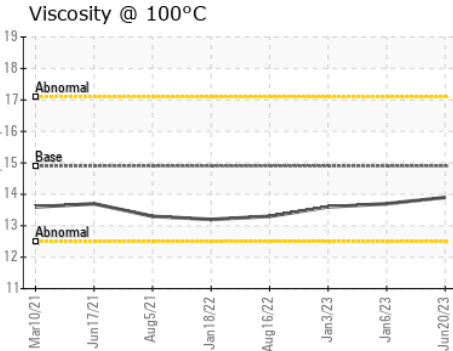
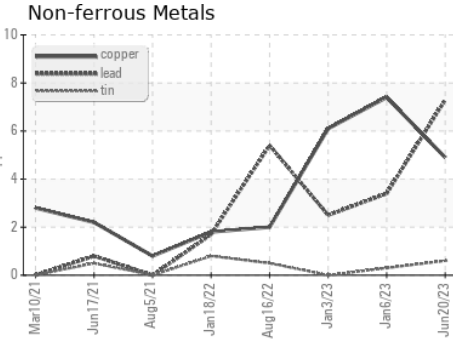
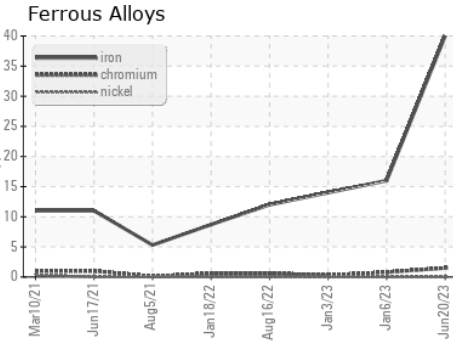
OIL ANALYSIS REPORT



VISUAL	method	limit/base	current	history 1	history 2
White Metal	scalar	*Visual	NONE	NONE	NONE
Yellow Metal	scalar	*Visual	NONE	NONE	NONE
Precipitate	scalar	*Visual	NONE	NONE	NONE
Silt	scalar	*Visual	NONE	NONE	NONE
Debris	scalar	*Visual	NONE	NONE	NONE
Sand/Dirt	scalar	*Visual	NONE	NONE	NONE
Appearance	scalar	*Visual	NORML	NORML	NORML
Odor	scalar	*Visual	NORML	NORML	NORML
Emulsified Water	scalar	*Visual	>0.2	NEG	NEG
Free Water	scalar	*Visual		NEG	NEG

FLUID PROPERTIES	method	limit/base	current	history 1	history 2	
Visc @ 100°C	cSt	ASTM D445	14.9	13.9	13.7	13.6

GRAPHS



Laboratory : WearCheck USA - 501 Madison Ave., Cary, NC 27513
Sample No. : GFL0064372 **Received** : 29 Jun 2023
Lab Number : **05887317** **Diagnosed** : 02 Jul 2023
Unique Number : 10537800 **Diagnostician** : Wes Davis
Test Package : FLEET

GFL Environmental - 624 - Elmira Hauling
 10164 M-32
 Elmira, MI
 US 49730
 Contact: KEITH CAMPBELL
 kcampbell@gflenv.com

To discuss this sample report, contact Customer Service at 1-800-237-1369.
 * - Denotes test methods that are outside of the ISO 17025 scope of accreditation.
 Statements of conformity to specifications are based on the simple acceptance decision rule (JCGM 106:2012)