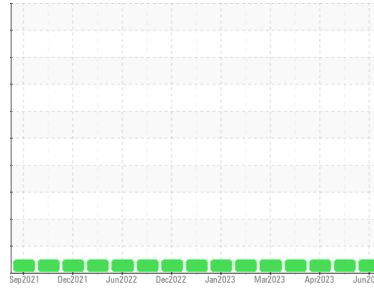




OIL ANALYSIS REPORT

Sample Rating Trend

NORMAL



Machine Id
741000-310089

Component
Diesel Engine

Fluid
PETRO CANADA DURON SHP 15W40 (--- GAL)

DIAGNOSIS

Recommendation

Resample at the next service interval to monitor.

Wear

All component wear rates are normal.

Contamination

There is no indication of any contamination in the oil.

Fluid Condition

The BN result indicates that there is suitable alkalinity remaining in the oil. The condition of the oil is suitable for further service.

SAMPLE INFORMATION

	method	limit/base	current	history 1	history 2
Sample Number	Client Info		GFL0084598	GFL0078126	GFL0078068
Sample Date	Client Info		26 Jun 2023	04 May 2023	12 Apr 2023
Machine Age	mls	Client Info	0	88210	86139
Oil Age	mls	Client Info	0	0	0
Oil Changed	Client Info		Changed	Not Changd	Not Changd
Sample Status			NORMAL	NORMAL	NORMAL

CONTAMINATION

	method	limit/base	current	history 1	history 2
Fuel	WC Method	>5	<1.0	<1.0	<1.0
Glycol	WC Method		NEG	NEG	NEG

WEAR METALS

	method	limit/base	current	history 1	history 2
Iron	ppm	ASTM D5185m >110	25	17	18
Chromium	ppm	ASTM D5185m >4	2	2	2
Nickel	ppm	ASTM D5185m >2	<1	<1	2
Titanium	ppm	ASTM D5185m	0	0	<1
Silver	ppm	ASTM D5185m >2	0	0	0
Aluminum	ppm	ASTM D5185m >25	1	2	2
Lead	ppm	ASTM D5185m >45	10	4	5
Copper	ppm	ASTM D5185m >85	2	2	2
Tin	ppm	ASTM D5185m >4	2	<1	2
Vanadium	ppm	ASTM D5185m	0	0	1
Cadmium	ppm	ASTM D5185m	0	0	<1

ADDITIVES

	method	limit/base	current	history 1	history 2
Boron	ppm	ASTM D5185m 0	10	12	10
Barium	ppm	ASTM D5185m 0	0	0	0
Molybdenum	ppm	ASTM D5185m 60	69	60	60
Manganese	ppm	ASTM D5185m 0	1	1	2
Magnesium	ppm	ASTM D5185m 1010	702	687	623
Calcium	ppm	ASTM D5185m 1070	1976	1866	1622
Phosphorus	ppm	ASTM D5185m 1150	935	834	751
Zinc	ppm	ASTM D5185m 1270	1201	1133	1035
Sulfur	ppm	ASTM D5185m 2060	3038	3056	2589

CONTAMINANTS

	method	limit/base	current	history 1	history 2
Silicon	ppm	ASTM D5185m >30	7	6	7
Sodium	ppm	ASTM D5185m	30	7	8
Potassium	ppm	ASTM D5185m >20	9	<1	1

INFRA-RED

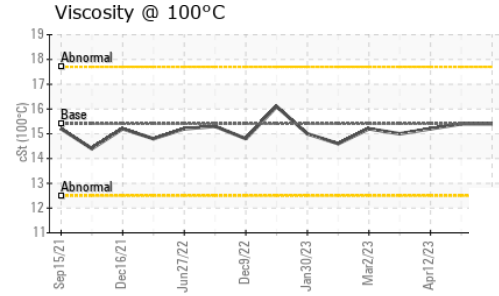
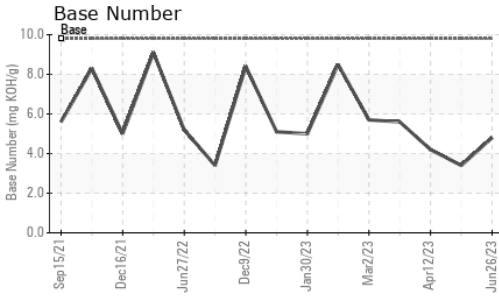
	method	limit/base	current	history 1	history 2
Soot %	%	*ASTM D7844 >3	0.1	0	0
Nitration	Abs/cm	*ASTM D7624 >20	13.0	11.7	12.1
Sulfation	Abs/.1mm	*ASTM D7415 >30	29.2	24.6	25.9

FLUID DEGRADATION

	method	limit/base	current	history 1	history 2
Oxidation	Abs/.1mm	*ASTM D7414 >25	24.4	21.7	22.2
Base Number (BN)	mg KOH/g	ASTM D2896 9.8	4.8	3.4	4.2



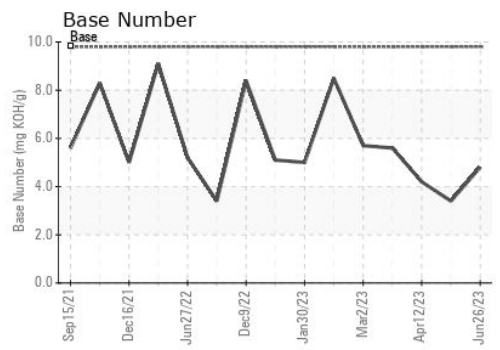
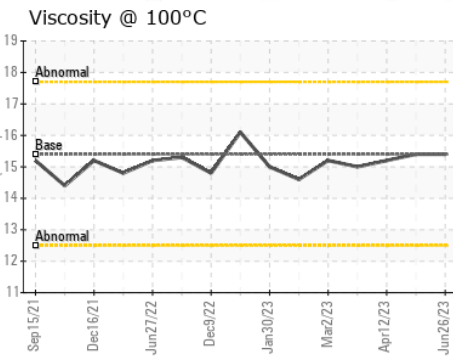
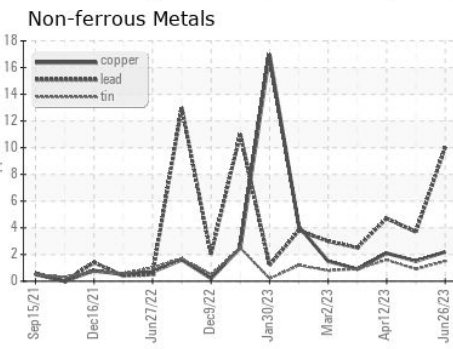
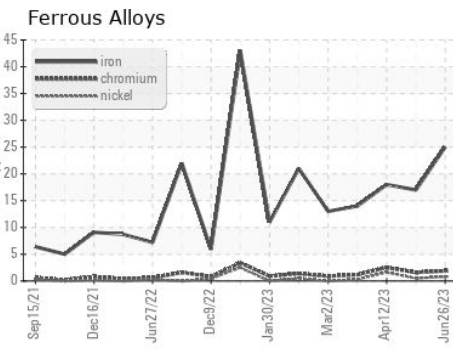
OIL ANALYSIS REPORT



VISUAL	method	limit/base	current	history 1	history 2
White Metal	scalar	*Visual	NONE	NONE	NONE
Yellow Metal	scalar	*Visual	NONE	NONE	NONE
Precipitate	scalar	*Visual	NONE	NONE	NONE
Silt	scalar	*Visual	NONE	NONE	NONE
Debris	scalar	*Visual	NONE	NONE	NONE
Sand/Dirt	scalar	*Visual	NONE	NONE	NONE
Appearance	scalar	*Visual	NORML	NORML	NORML
Odor	scalar	*Visual	NORML	NORML	NORML
Emulsified Water	scalar	*Visual	>0.2	NEG	NEG
Free Water	scalar	*Visual		NEG	NEG

FLUID PROPERTIES	method	limit/base	current	history 1	history 2
Visc @ 100°C	cSt	ASTM D445	15.4	15.4	15.2

GRAPHS



Certificate L2367

Laboratory : WearCheck USA - 501 Madison Ave., Cary, NC 27513
Sample No. : GFL0084598 **Received** : 29 Jun 2023
Lab Number : 05887354 **Diagnosed** : 02 Jul 2023
Unique Number : 10537837 **Diagnostician** : Wes Davis
Test Package : FLEET

GFL Environmental - 856 - Houston South
 8515 Highway 6 South
 Houston, TX
 US 77083
 Contact: KEITH ROWALD
 krowald@gflenv.com
 T: (303)641-3906
 F:

To discuss this sample report, contact Customer Service at 1-800-237-1369.
 * - Denotes test methods that are outside of the ISO 17025 scope of accreditation.
 Statements of conformity to specifications are based on the simple acceptance decision rule (JCGM 106:2012)