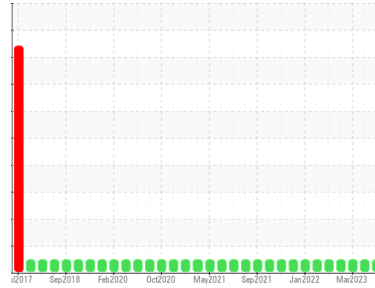




OIL ANALYSIS REPORT

Sample Rating Trend



NORMAL



Machine Id
10753C

Component
Natural Gas Engine

Fluid
PETRO CANADA DURON GEO LD 15W40 (28 QTS)

DIAGNOSIS

Recommendation

Resample at the next service interval to monitor.

Wear

All component wear rates are normal.

Contamination

There is no indication of any contamination in the oil.

Fluid Condition

The BN result indicates that there is suitable alkalinity remaining in the oil. The condition of the oil is suitable for further service.

SAMPLE INFORMATION

method	limit/base	current	history 1	history 2
Sample Number	Client Info	GFL0083298	GFL0083312	GFL0069402
Sample Date	Client Info	29 Jun 2023	01 Jun 2023	27 Mar 2023
Machine Age	hrs	6764	6764	6764
Oil Age	hrs	710	599	624
Oil Changed	Client Info	N/A	Changed	Changed
Sample Status		NORMAL	NORMAL	NORMAL

WEAR METALS

method	limit/base	current	history 1	history 2	
Iron	ppm	ASTM D5185m >50	6	8	9
Chromium	ppm	ASTM D5185m >4	<1	<1	<1
Nickel	ppm	ASTM D5185m >2	0	0	0
Titanium	ppm	ASTM D5185m	<1	0	<1
Silver	ppm	ASTM D5185m >3	0	0	0
Aluminum	ppm	ASTM D5185m >9	<1	1	1
Lead	ppm	ASTM D5185m >30	0	0	0
Copper	ppm	ASTM D5185m >35	0	0	<1
Tin	ppm	ASTM D5185m >4	0	<1	0
Vanadium	ppm	ASTM D5185m	0	0	0
Cadmium	ppm	ASTM D5185m	0	0	0

ADDITIVES

method	limit/base	current	history 1	history 2	
Boron	ppm	ASTM D5185m 50	19	6	9
Barium	ppm	ASTM D5185m 5	14	0	0
Molybdenum	ppm	ASTM D5185m 50	45	49	57
Manganese	ppm	ASTM D5185m 0	<1	<1	1
Magnesium	ppm	ASTM D5185m 560	532	546	932
Calcium	ppm	ASTM D5185m 1510	1439	1592	1164
Phosphorus	ppm	ASTM D5185m 780	746	706	1020
Zinc	ppm	ASTM D5185m 870	883	969	1267
Sulfur	ppm	ASTM D5185m 2040	2597	2874	3415

CONTAMINANTS

method	limit/base	current	history 1	history 2	
Silicon	ppm	ASTM D5185m >+100	3	3	4
Sodium	ppm	ASTM D5185m	3	6	1
Potassium	ppm	ASTM D5185m >20	<1	<1	2

INFRA-RED

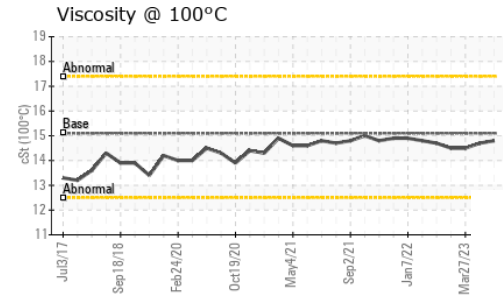
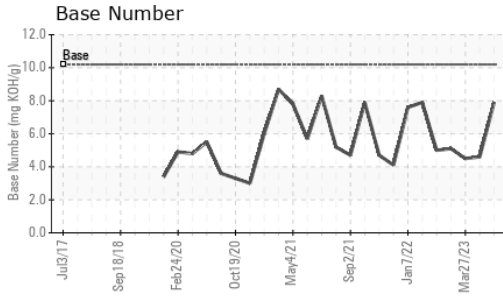
method	limit/base	current	history 1	history 2	
Soot %	%	*ASTM D7844	0.1	0	0.1
Nitration	Abs/cm	*ASTM D7624 >20	8.7	10.6	10.9
Sulfation	Abs/.1mm	*ASTM D7415 >30	19.8	20.9	20.8

FLUID DEGRADATION

method	limit/base	current	history 1	history 2	
Oxidation	Abs/.1mm	*ASTM D7414 >25	16.9	17.9	17.4
Base Number (BN)	mg KOH/g	ASTM D2896 10.2	7.9	4.6	4.5



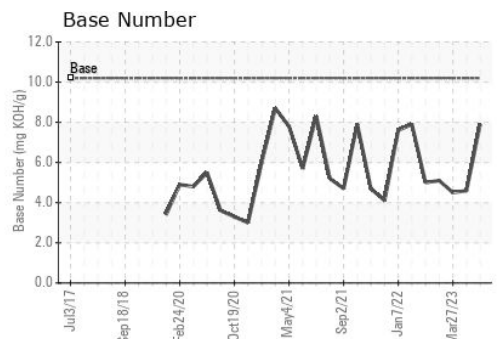
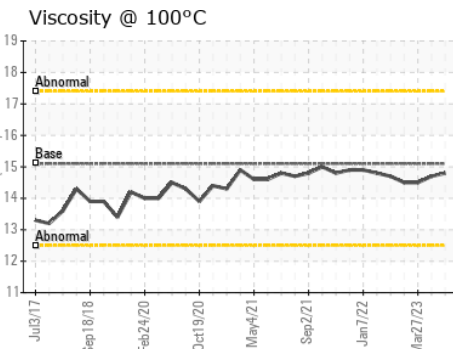
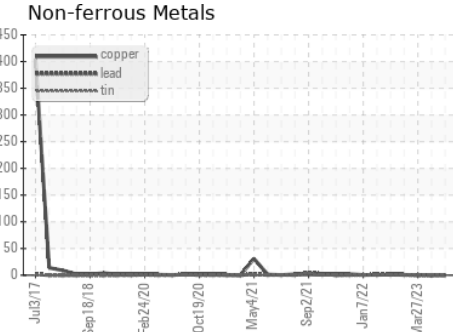
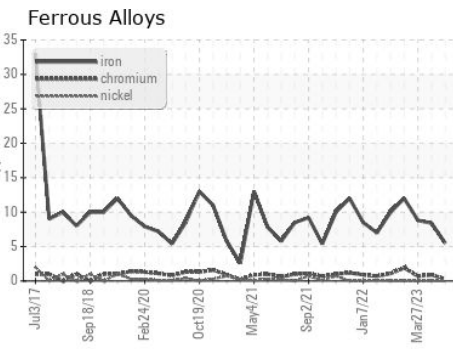
OIL ANALYSIS REPORT



VISUAL	method	limit/base	current	history 1	history 2
White Metal	scalar	*Visual	NONE	NONE	NONE
Yellow Metal	scalar	*Visual	NONE	NONE	NONE
Precipitate	scalar	*Visual	NONE	NONE	NONE
Silt	scalar	*Visual	NONE	NONE	NONE
Debris	scalar	*Visual	NONE	NONE	NONE
Sand/Dirt	scalar	*Visual	NONE	NONE	NONE
Appearance	scalar	*Visual	NORML	NORML	NORML
Odor	scalar	*Visual	NORML	NORML	NORML
Emulsified Water	scalar	*Visual	>0.1	NEG	NEG
Free Water	scalar	*Visual		NEG	NEG

FLUID PROPERTIES	method	limit/base	current	history 1	history 2
Visc @ 100°C	cSt	ASTM D445	15.1	14.8	14.7

GRAPHS



Certificate L2367

Laboratory : WearCheck USA - 501 Madison Ave., Cary, NC 27513
Sample No. : GFL0083298 **Received** : 30 Jun 2023
Lab Number : 05887639 **Diagnosed** : 02 Jul 2023
Unique Number : 10538122 **Diagnostician** : Wes Davis
Test Package : FLEET

GFL Environmental - 017 - Durham
 148 Stone Park Court
 Durham, NC
 US 27703
 Contact: Shane Parks
 shane.parks@gflenv.com
 T: (919)596-1363
 F: (919)598-1852

To discuss this sample report, contact Customer Service at 1-800-237-1369.

* - Denotes test methods that are outside of the ISO 17025 scope of accreditation.

Statements of conformity to specifications are based on the simple acceptance decision rule (JCGM 106:2012)