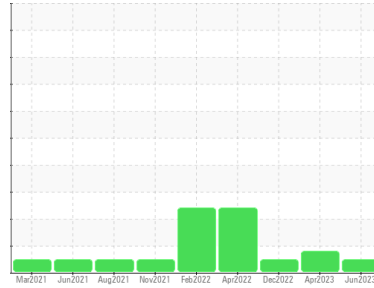




OIL ANALYSIS REPORT

Sample Rating Trend



NORMAL



Machine Id
929021-1275

Component
Diesel Engine

Fluid
CHEVRON DELO 400 XLE 15W40 (--- GAL)

DIAGNOSIS

Recommendation

Resample at the next service interval to monitor.

Wear

All component wear rates are normal.

Contamination

There is no indication of any contamination in the oil.

Fluid Condition

The BN result indicates that there is suitable alkalinity remaining in the oil. The condition of the oil is suitable for further service.

SAMPLE INFORMATION

	method	limit/base	current	history 1	history 2
Sample Number	Client Info		GFL0064487	GFL0064498	GFL0055587
Sample Date	Client Info		26 Jun 2023	01 Apr 2023	27 Dec 2022
Machine Age	hrs	Client Info	9454	9016	8416
Oil Age	hrs	Client Info	451	0	0
Oil Changed	Client Info		Not Chngd	Changed	Not Chngd
Sample Status			NORMAL	MARGINAL	NORMAL

CONTAMINATION

	method	limit/base	current	history 1	history 2
Fuel	WC Method	>5	<1.0	<1.0	<1.0
Glycol	WC Method		NEG	NEG	NEG

WEAR METALS

	method	limit/base	current	history 1	history 2
Iron	ppm	ASTM D5185m >100	7	12	16
Chromium	ppm	ASTM D5185m >20	<1	<1	1
Nickel	ppm	ASTM D5185m >4	0	<1	<1
Titanium	ppm	ASTM D5185m	4	▲ 12	0
Silver	ppm	ASTM D5185m >3	0	0	0
Aluminum	ppm	ASTM D5185m >20	<1	3	4
Lead	ppm	ASTM D5185m >40	0	<1	0
Copper	ppm	ASTM D5185m >330	<1	<1	<1
Tin	ppm	ASTM D5185m >15	0	<1	0
Vanadium	ppm	ASTM D5185m	0	0	0
Cadmium	ppm	ASTM D5185m	0	0	0

ADDITIVES

	method	limit/base	current	history 1	history 2
Boron	ppm	ASTM D5185m	222	107	82
Barium	ppm	ASTM D5185m	0	0	0
Molybdenum	ppm	ASTM D5185m	93	54	111
Manganese	ppm	ASTM D5185m	<1	<1	<1
Magnesium	ppm	ASTM D5185m	617	699	466
Calcium	ppm	ASTM D5185m	1444	1662	1570
Phosphorus	ppm	ASTM D5185m 760	655	715	690
Zinc	ppm	ASTM D5185m 830	813	880	848
Sulfur	ppm	ASTM D5185m 2770	2836	3146	2921

CONTAMINANTS

	method	limit/base	current	history 1	history 2
Silicon	ppm	ASTM D5185m >25	4	4	5
Sodium	ppm	ASTM D5185m	3	5	3
Potassium	ppm	ASTM D5185m >20	3	4	3

INFRA-RED

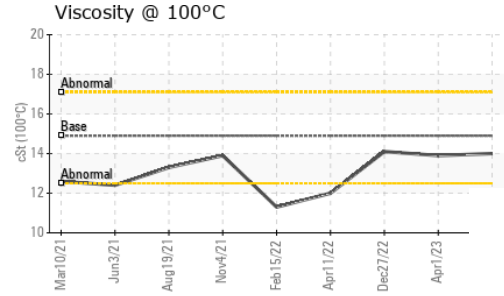
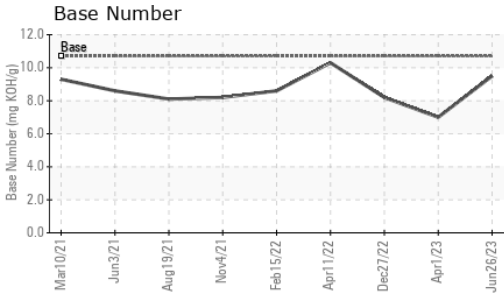
	method	limit/base	current	history 1	history 2
Soot %	%	*ASTM D7844 >3	0.4	0.8	0.6
Nitration	Abs/cm	*ASTM D7624 >20	7.1	8.8	7.5
Sulfation	Abs/.1mm	*ASTM D7415 >30	20.0	18.7	22.2

FLUID DEGRADATION

	method	limit/base	current	history 1	history 2
Oxidation	Abs/.1mm	*ASTM D7414 >25	15.0	13.6	15.3
Base Number (BN)	mg KOH/g	ASTM D2896 10.7	9.5	7.0	8.2



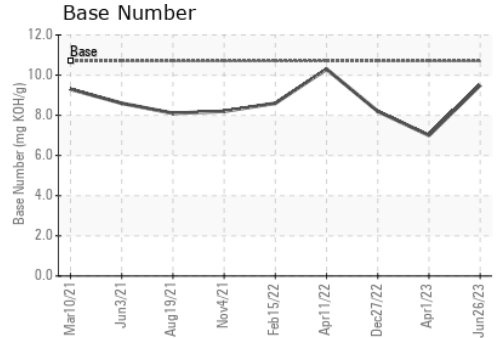
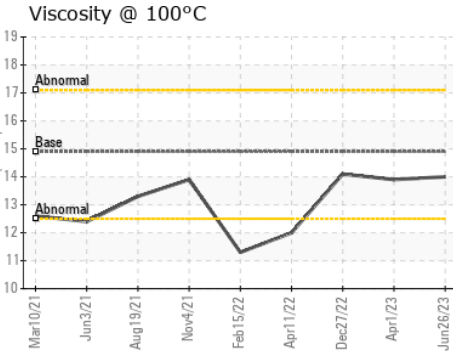
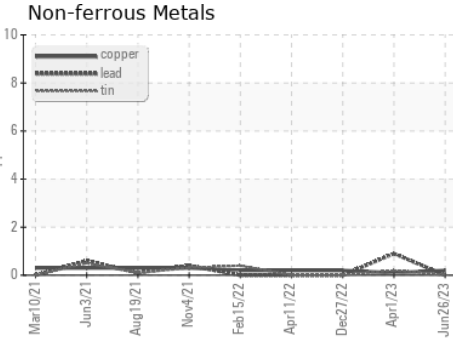
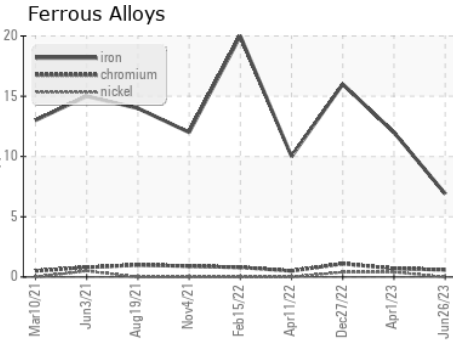
OIL ANALYSIS REPORT



VISUAL	method	limit/base	current	history 1	history 2
White Metal	scalar	*Visual	NONE	NONE	NONE
Yellow Metal	scalar	*Visual	NONE	NONE	NONE
Precipitate	scalar	*Visual	NONE	NONE	NONE
Silt	scalar	*Visual	NONE	NONE	NONE
Debris	scalar	*Visual	NONE	NONE	NONE
Sand/Dirt	scalar	*Visual	NONE	NONE	NONE
Appearance	scalar	*Visual	NORML	NORML	NORML
Odor	scalar	*Visual	NORML	NORML	NORML
Emulsified Water	scalar	*Visual	>0.2	NEG	NEG
Free Water	scalar	*Visual		NEG	NEG

FLUID PROPERTIES	method	limit/base	current	history 1	history 2	
Visc @ 100°C	cSt	ASTM D445	14.9	14.0	13.9	14.1

GRAPHS



Laboratory : WearCheck USA - 501 Madison Ave., Cary, NC 27513
Sample No. : GFL0064487 **Received** : 30 Jun 2023
Lab Number : 05888211 **Diagnosed** : 04 Jul 2023
Unique Number : 10538694 **Diagnostician** : Don Baldrige
Test Package : FLEET

GFL Environmental - 624 - Elmira Hauling
 10164 M-32
 Elmira, MI
 US 49730
 Contact: ANDY GROBASKI
 andyg@americanwaste.org
 T: (989)370-2941
 F:

Certificate L2367
 To discuss this sample report, contact Customer Service at 1-800-237-1369.
 * - Denotes test methods that are outside of the ISO 17025 scope of accreditation.
 Statements of conformity to specifications are based on the simple acceptance decision rule (JCGM 106:2012)