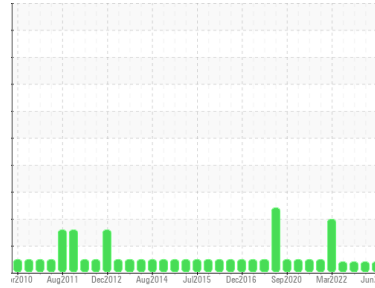


OIL ANALYSIS REPORT



Area
KEMP QUARRIES / KEMP STONE - FAIRLAND
Machine Id
WL071
Component
Front Right Final Drive
Fluid
PETRO CANADA PRODURO TO-4 SAE 50 (--- GAL)

Sample Rating Trend



VISCOSITY



DIAGNOSIS

▲ Recommendation

Resample at the next service interval to monitor. (Customer Sample Comment: PM-2 sampled fluid)

Wear

All component wear rates are normal.

Contamination

There is no indication of any contamination in the oil.

▲ Fluid Condition

The oil viscosity is lower than normal. Confirm oil type.

SAMPLE INFORMATION

	method	limit/base	current	history 1	history 2
Sample Number	Client Info		PCA0086327	PCA0086057	PCA0086768
Sample Date	Client Info		20 Jun 2023	06 Apr 2023	06 Feb 2023
Machine Age	hrs	Client Info	32119	31788	31528
Oil Age	hrs	Client Info	32119	31788	31528
Oil Changed	Client Info		N/A	N/A	Changed
Sample Status			ATTENTION	ATTENTION	ATTENTION

WEAR METALS

	method	limit/base	current	history 1	history 2
Iron	ppm	ASTM D5185m >500	88	29	106
Chromium	ppm	ASTM D5185m >10	0	<1	<1
Nickel	ppm	ASTM D5185m	0	0	0
Titanium	ppm	ASTM D5185m	<1	0	<1
Silver	ppm	ASTM D5185m	0	0	0
Aluminum	ppm	ASTM D5185m >25	<1	<1	4
Lead	ppm	ASTM D5185m >25	0	0	0
Copper	ppm	ASTM D5185m >50	6	4	6
Tin	ppm	ASTM D5185m >10	<1	0	0
Vanadium	ppm	ASTM D5185m	0	0	0
Cadmium	ppm	ASTM D5185m	0	0	0

ADDITIVES

	method	limit/base	current	history 1	history 2
Boron	ppm	ASTM D5185m 2	0	0	0
Barium	ppm	ASTM D5185m 0	14	0	0
Molybdenum	ppm	ASTM D5185m 0	<1	<1	2
Manganese	ppm	ASTM D5185m 0	<1	<1	<1
Magnesium	ppm	ASTM D5185m 9	25	18	21
Calcium	ppm	ASTM D5185m 3114	768	2090	642
Phosphorus	ppm	ASTM D5185m 1099	503	775	452
Zinc	ppm	ASTM D5185m 1245	680	982	571
Sulfur	ppm	ASTM D5185m 7086	2076	3949	2630

CONTAMINANTS

	method	limit/base	current	history 1	history 2
Silicon	ppm	ASTM D5185m >75	4	8	24
Sodium	ppm	ASTM D5185m	0	<1	0
Potassium	ppm	ASTM D5185m >20	<1	0	2

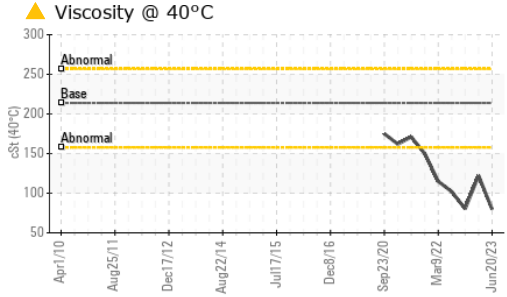
VISUAL

	method	limit/base	current	history 1	history 2
White Metal	scalar	*Visual NONE	NONE	MODER	MODER
Yellow Metal	scalar	*Visual NONE	MODER	NONE	NONE
Precipitate	scalar	*Visual NONE	NONE	NONE	NONE
Silt	scalar	*Visual NONE	NONE	NONE	NONE
Debris	scalar	*Visual NONE	NONE	NONE	NONE
Sand/Dirt	scalar	*Visual NONE	NONE	NONE	NONE
Appearance	scalar	*Visual NORML	NORML	NORML	NORML
Odor	scalar	*Visual NORML	NORML	NORML	NORML
Emulsified Water	scalar	*Visual >0.2	NEG	NEG	NEG
Free Water	scalar	*Visual	NEG	NEG	NEG

FLUID PROPERTIES

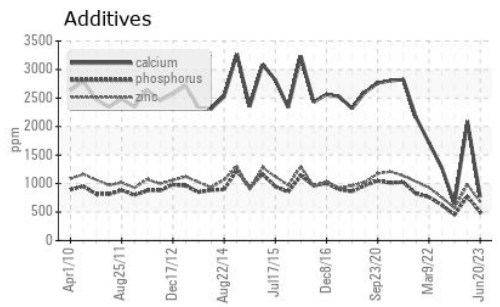
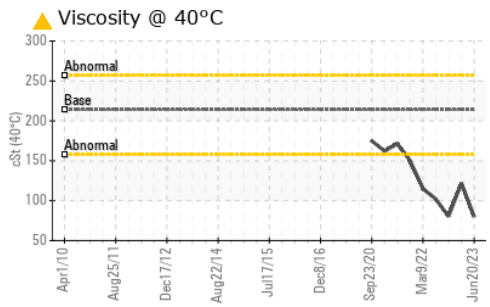
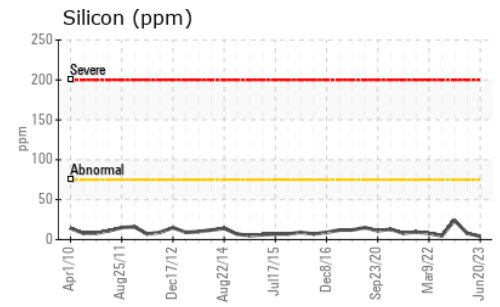
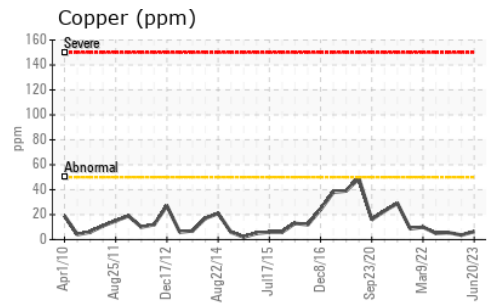
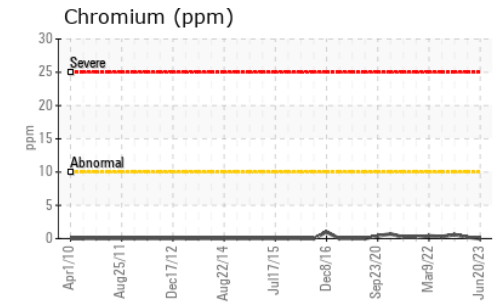
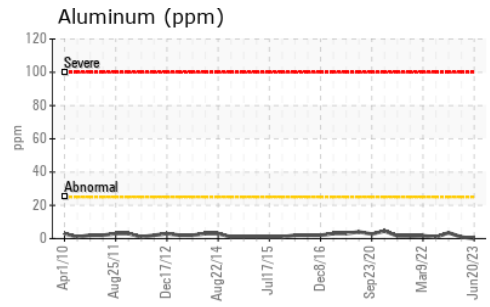
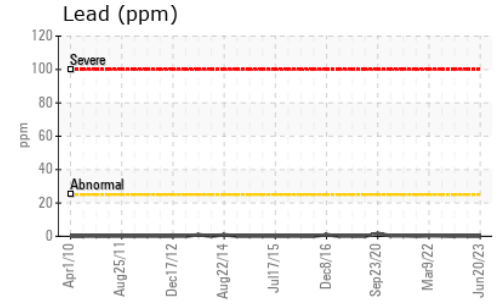
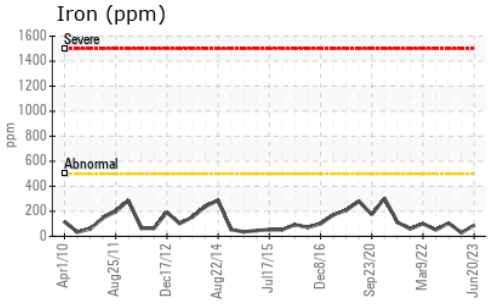
	method	limit/base	current	history 1	history 2
Visc @ 40°C	cSt	ASTM D445 213.9	▲ 79.9	▲ 122	▲ 80.3

OIL ANALYSIS REPORT



SAMPLE IMAGES	method	limit/base	current	history 1	history 2
Color			no image	no image	no image
Bottom			no image	no image	no image

GRAPHS



Laboratory : WearCheck USA - 501 Madison Ave., Cary, NC 27513
Sample No. : PCA0086327
Lab Number : 05888535
Unique Number : 10539018
Test Package : MOB 1

Kemp Quarries - Kemp Stone - Fairland
 18350 S 590 Rd
 Fairland, OK
 US 74343

To discuss this sample report, contact Customer Service at 1-800-237-1369.

* - Denotes test methods that are outside of the ISO 17025 scope of accreditation.

Statements of conformity to specifications are based on the simple acceptance decision rule (JCGM 106:2012)

Contact:
 fairland@kempstone.com
 T:
 F: