

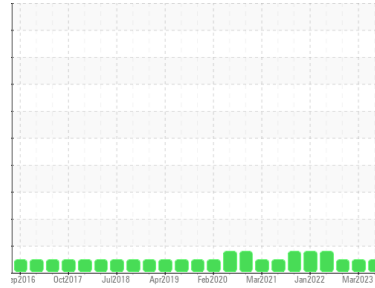
OIL ANALYSIS REPORT

Sample Rating Trend

NORMAL



Area
KEMP QUARRIES / NEOSHO
Machine Id
WL111
Component
Rear Left Final Drive
Fluid
PETRO CANADA PRODURO TO-4 SAE 50 (--- GAL)



DIAGNOSIS

Recommendation

Resample at the next service interval to monitor. (Customer Sample Comment: PM-3 sampled fluid)

Wear

All component wear rates are normal.

Contamination

There is no indication of any contamination in the oil.

Fluid Condition

The condition of the oil is acceptable for the time in service.

SAMPLE INFORMATION

	method	limit/base	current	history 1	history 2
Sample Number	Client Info		PCA0086380	PCA0086072	PCA0037847
Sample Date	Client Info		19 Jun 2023	21 Mar 2023	01 Jul 2022
Machine Age	hrs	Client Info	29243	28833	28351
Oil Age	hrs	Client Info	29243	28833	28351
Oil Changed	Client Info		N/A	N/A	Not Changd
Sample Status			NORMAL	NORMAL	NORMAL

WEAR METALS

	method	limit/base	current	history 1	history 2
Iron	ppm	ASTM D5185m >500	152	135	111
Chromium	ppm	ASTM D5185m >10	<1	0	<1
Nickel	ppm	ASTM D5185m	0	<1	0
Titanium	ppm	ASTM D5185m	<1	0	0
Silver	ppm	ASTM D5185m	0	0	<1
Aluminum	ppm	ASTM D5185m >25	<1	1	2
Lead	ppm	ASTM D5185m >25	<1	2	1
Copper	ppm	ASTM D5185m >50	53	49	36
Tin	ppm	ASTM D5185m >10	<1	1	1
Vanadium	ppm	ASTM D5185m	0	0	0
Cadmium	ppm	ASTM D5185m	0	0	0

ADDITIVES

	method	limit/base	current	history 1	history 2
Boron	ppm	ASTM D5185m 2	0	0	2
Barium	ppm	ASTM D5185m 0	14	0	0
Molybdenum	ppm	ASTM D5185m 0	<1	0	<1
Manganese	ppm	ASTM D5185m 0	1	2	1
Magnesium	ppm	ASTM D5185m 9	30	20	15
Calcium	ppm	ASTM D5185m 3114	3647	3470	3142
Phosphorus	ppm	ASTM D5185m 1099	1104	1016	904
Zinc	ppm	ASTM D5185m 1245	1393	1331	1099
Sulfur	ppm	ASTM D5185m 7086	5348	4905	4509

CONTAMINANTS

	method	limit/base	current	history 1	history 2
Silicon	ppm	ASTM D5185m >75	16	14	12
Sodium	ppm	ASTM D5185m	1	<1	2
Potassium	ppm	ASTM D5185m >20	0	0	0

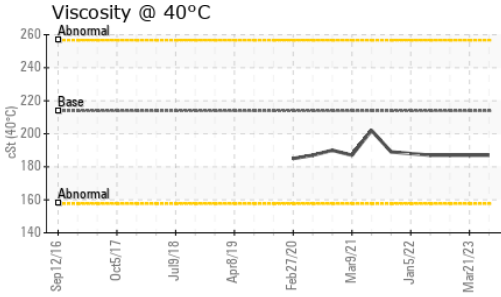
VISUAL

	method	limit/base	current	history 1	history 2
White Metal	scalar	*Visual NONE	NONE	NONE	NONE
Yellow Metal	scalar	*Visual NONE	NONE	NONE	NONE
Precipitate	scalar	*Visual NONE	NONE	NONE	NONE
Silt	scalar	*Visual NONE	NONE	NONE	NONE
Debris	scalar	*Visual NONE	NONE	NONE	NONE
Sand/Dirt	scalar	*Visual NONE	NONE	NONE	NONE
Appearance	scalar	*Visual NORML	NORML	NORML	NORML
Odor	scalar	*Visual NORML	NORML	NORML	NORML
Emulsified Water	scalar	*Visual >0.2	NEG	NEG	NEG
Free Water	scalar	*Visual	NEG	NEG	NEG

FLUID PROPERTIES

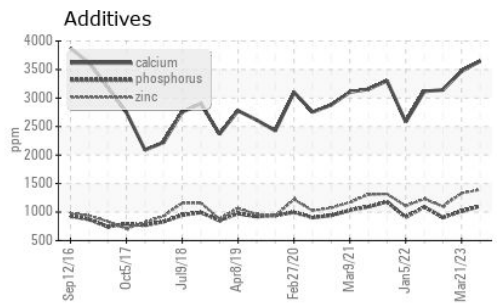
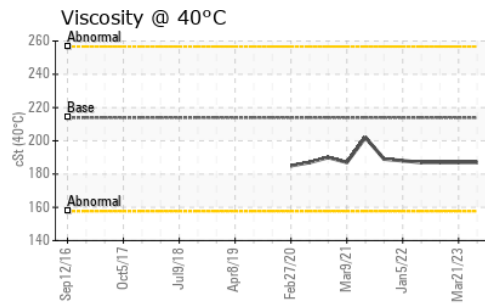
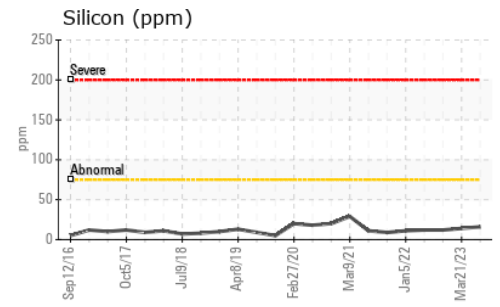
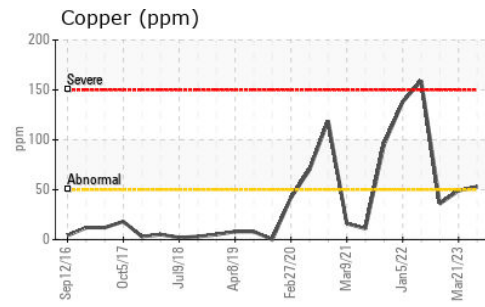
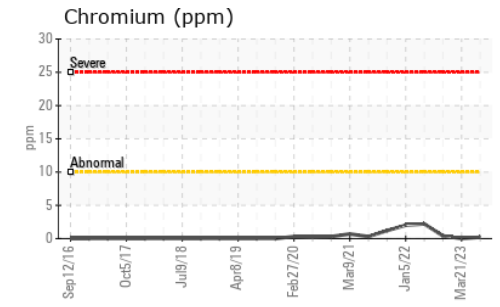
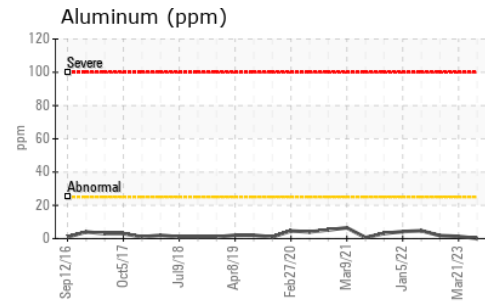
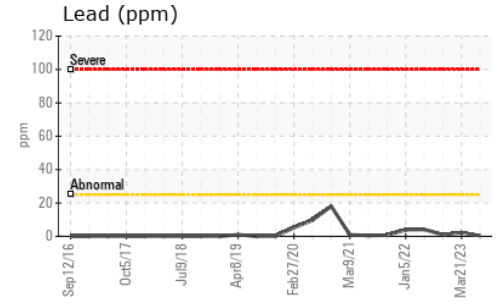
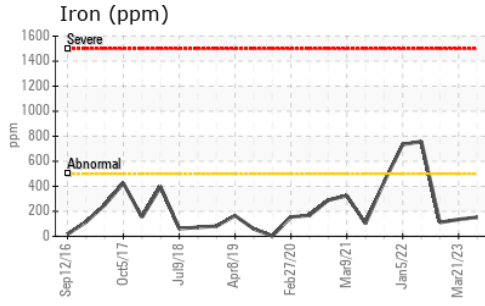
	method	limit/base	current	history 1	history 2
Visc @ 40°C	cSt	ASTM D445 213.9	187	187	187

OIL ANALYSIS REPORT



SAMPLE IMAGES	method	limit/base	current	history 1	history 2
Color			no image	no image	no image
Bottom			no image	no image	no image

GRAPHS



Certificate L2367

Laboratory : WearCheck USA - 501 Madison Ave., Cary, NC 27513
Sample No. : PCA0086380
Lab Number : 05888536
Unique Number : 10539019
Test Package : MOB 1

Kemp Quarries - Kemp Stone - Neosho
 19148 Ingersol Lane
 Neosho, MO
 US 64850
 Contact:
 neosho@kempstone.com

To discuss this sample report, contact Customer Service at 1-800-237-1369.

* - Denotes test methods that are outside of the ISO 17025 scope of accreditation.

Statements of conformity to specifications are based on the simple acceptance decision rule (JCGM 106:2012)

T:
F: