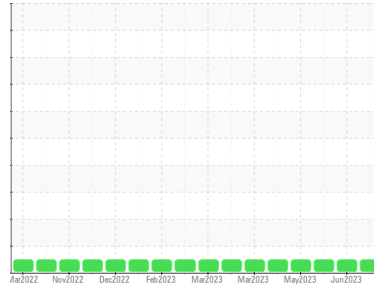




OIL ANALYSIS REPORT

Sample Rating Trend

NORMAL



Machine Id
429074-27
 Component
Diesel Engine
 Fluid
PETRO CANADA DURON SHP 15W40 (--- GAL)

DIAGNOSIS

Recommendation

Resample at the next service interval to monitor.

Wear

All component wear rates are normal.

Contamination

There is no indication of any contamination in the oil.

Fluid Condition

The BN result indicates that there is suitable alkalinity remaining in the oil. The condition of the oil is suitable for further service.

SAMPLE INFORMATION

	method	limit/base	current	history 1	history 2
Sample Number	Client Info		GFL0081162	GFL0081141	GFL0081199
Sample Date	Client Info		27 Jun 2023	14 Jun 2023	26 May 2023
Machine Age	mls	Client Info	197949	10729	10785
Oil Age	mls	Client Info	197949	600	600
Oil Changed	Client Info		Changed	Not Changd	Not Changd
Sample Status			NORMAL	NORMAL	NORMAL

CONTAMINATION

	method	limit/base	current	history 1	history 2
Fuel	WC Method	>3.0	<1.0	<1.0	<1.0
Glycol	WC Method		NEG	NEG	NEG

WEAR METALS

	method	limit/base	current	history 1	history 2
Iron	ppm	ASTM D5185m >120	5	4	4
Chromium	ppm	ASTM D5185m >20	0	<1	<1
Nickel	ppm	ASTM D5185m >5	0	0	0
Titanium	ppm	ASTM D5185m >2	0	<1	0
Silver	ppm	ASTM D5185m >2	<1	0	<1
Aluminum	ppm	ASTM D5185m >20	<1	1	<1
Lead	ppm	ASTM D5185m >40	<1	1	0
Copper	ppm	ASTM D5185m >330	1	<1	<1
Tin	ppm	ASTM D5185m >15	<1	<1	<1
Vanadium	ppm	ASTM D5185m	0	<1	0
Cadmium	ppm	ASTM D5185m	0	<1	0

ADDITIVES

	method	limit/base	current	history 1	history 2
Boron	ppm	ASTM D5185m 0	<1	2	3
Barium	ppm	ASTM D5185m 0	2	0	0
Molybdenum	ppm	ASTM D5185m 60	64	63	59
Manganese	ppm	ASTM D5185m 0	<1	<1	<1
Magnesium	ppm	ASTM D5185m 1010	883	1062	997
Calcium	ppm	ASTM D5185m 1070	1102	1169	1071
Phosphorus	ppm	ASTM D5185m 1150	1034	1060	1063
Zinc	ppm	ASTM D5185m 1270	1198	1390	1319
Sulfur	ppm	ASTM D5185m 2060	3100	3782	3685

CONTAMINANTS

	method	limit/base	current	history 1	history 2
Silicon	ppm	ASTM D5185m >25	3	4	4
Sodium	ppm	ASTM D5185m	0	4	3
Potassium	ppm	ASTM D5185m >20	2	2	<1

INFRA-RED

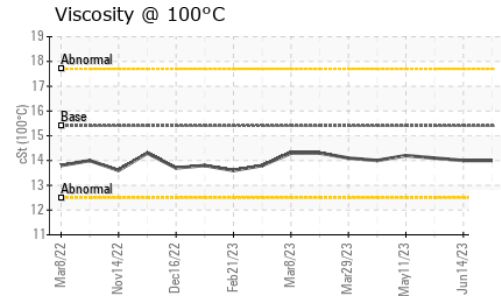
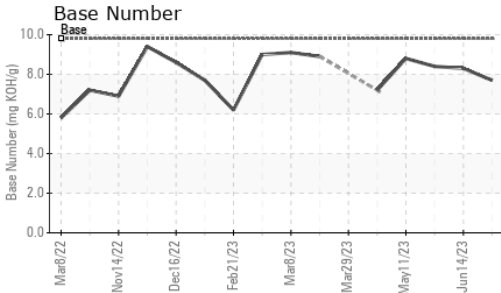
	method	limit/base	current	history 1	history 2
Soot %	%	*ASTM D7844 >4	0.2	0.2	0.2
Nitration	Abs/cm	*ASTM D7624 >20	8.4	8.3	7.4
Sulfation	Abs/.1mm	*ASTM D7415 >30	21.1	20.5	19.9

FLUID DEGRADATION

	method	limit/base	current	history 1	history 2
Oxidation	Abs/.1mm	*ASTM D7414 >25	18.4	16.6	15.8
Base Number (BN)	mg KOH/g	ASTM D2896 9.8	7.7	8.3	8.4



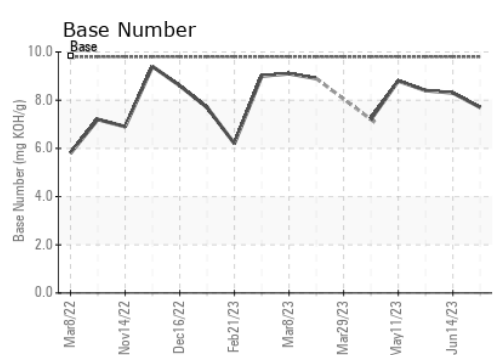
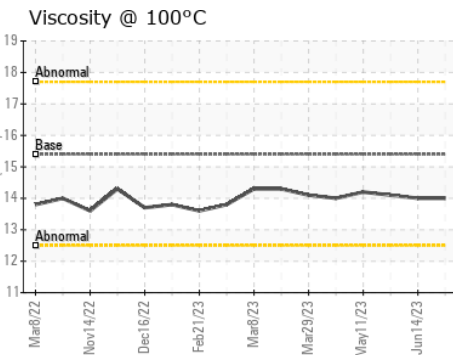
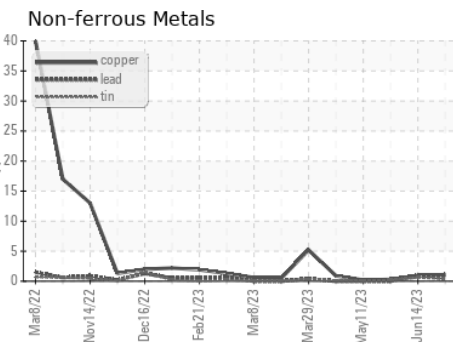
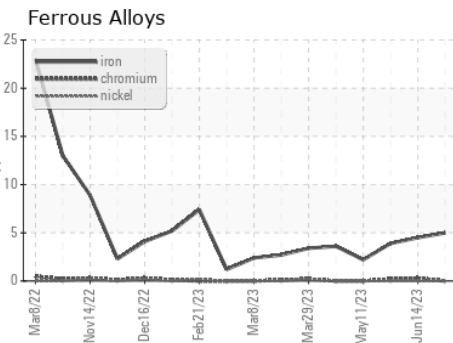
OIL ANALYSIS REPORT



PARAMETER	method	limit/base	current	history 1	history 2
White Metal	scalar	*Visual	NONE	NONE	NONE
Yellow Metal	scalar	*Visual	NONE	NONE	NONE
Precipitate	scalar	*Visual	NONE	NONE	NONE
Silt	scalar	*Visual	NONE	NONE	NONE
Debris	scalar	*Visual	NONE	NONE	NONE
Sand/Dirt	scalar	*Visual	NONE	NONE	NONE
Appearance	scalar	*Visual	NORML	NORML	NORML
Odor	scalar	*Visual	NORML	NORML	NORML
Emulsified Water	scalar	*Visual	>0.2	NEG	NEG
Free Water	scalar	*Visual		NEG	NEG

FLUID PROPERTIES	method	limit/base	current	history 1	history 2
Visc @ 100°C	cSt	ASTM D445	15.4	14.0	14.1

GRAPHS



Certificate L2367

Laboratory : WearCheck USA - 501 Madison Ave., Cary, NC 27513
 Sample No. : GFL0081162
 Lab Number : 05888767
 Unique Number : 10539250
 Test Package : FLEET

GFL Environmental - 166 - Phenix City
 18 Old Brickyard Rd
 Phenix City, AL
 US 36869
 Contact: DEAN PEACE JR
 dean.peace@gflenv.com

To discuss this sample report, contact Customer Service at 1-800-237-1369.

* - Denotes test methods that are outside of the ISO 17025 scope of accreditation.

Statements of conformity to specifications are based on the simple acceptance decision rule (JCGM 106:2012)

T:
F: