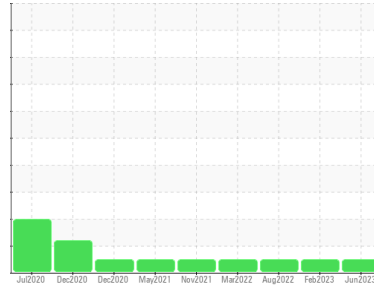


OIL ANALYSIS REPORT

Sample Rating Trend

NORMAL



Machine Id
DT712

Component
Diesel Engine

Fluid
PETRO CANADA DURON SHP 10W30 (--- GAL)

DIAGNOSIS

Recommendation

Resample at the next service interval to monitor.

Wear

All component wear rates are normal.

Contamination

There is no indication of any contamination in the oil.

Fluid Condition

The BN result indicates that there is suitable alkalinity remaining in the oil. The condition of the oil is suitable for further service.

SAMPLE INFORMATION

	method	limit/base	current	history 1	history 2
Sample Number	Client Info		PCA0100003	PCA0090300	PCA0079601
Sample Date	Client Info		27 Jun 2023	07 Feb 2023	09 Aug 2022
Machine Age	mls	Client Info	202730	177774	152711
Oil Age	mls	Client Info	0	152711	0
Oil Changed	Client Info		Changed	Changed	Changed
Sample Status			NORMAL	NORMAL	NORMAL

CONTAMINATION

	method	limit/base	current	history 1	history 2
Fuel	WC Method	>5	<1.0	<1.0	<1.0
Glycol	WC Method		NEG	NEG	NEG

WEAR METALS

	method	limit/base	current	history 1	history 2
Iron	ppm	ASTM D5185m >110	20	29	17
Chromium	ppm	ASTM D5185m >4	<1	<1	1
Nickel	ppm	ASTM D5185m >2	<1	0	0
Titanium	ppm	ASTM D5185m	<1	0	0
Silver	ppm	ASTM D5185m >2	<1	0	<1
Aluminum	ppm	ASTM D5185m >25	6	11	10
Lead	ppm	ASTM D5185m >45	0	0	<1
Copper	ppm	ASTM D5185m >85	1	1	2
Tin	ppm	ASTM D5185m >4	<1	<1	<1
Vanadium	ppm	ASTM D5185m	0	0	0
Cadmium	ppm	ASTM D5185m	0	0	0

ADDITIVES

	method	limit/base	current	history 1	history 2
Boron	ppm	ASTM D5185m 2	2	4	7
Barium	ppm	ASTM D5185m 0	0	<1	2
Molybdenum	ppm	ASTM D5185m 50	67	66	62
Manganese	ppm	ASTM D5185m 0	<1	<1	<1
Magnesium	ppm	ASTM D5185m 950	901	897	924
Calcium	ppm	ASTM D5185m 1050	1227	1154	1129
Phosphorus	ppm	ASTM D5185m 995	1044	985	1043
Zinc	ppm	ASTM D5185m 1180	1234	1204	1265
Sulfur	ppm	ASTM D5185m 2600	2854	2801	2846

CONTAMINANTS

	method	limit/base	current	history 1	history 2
Silicon	ppm	ASTM D5185m >30	5	5	5
Sodium	ppm	ASTM D5185m	0	<1	0
Potassium	ppm	ASTM D5185m >20	11	18	19

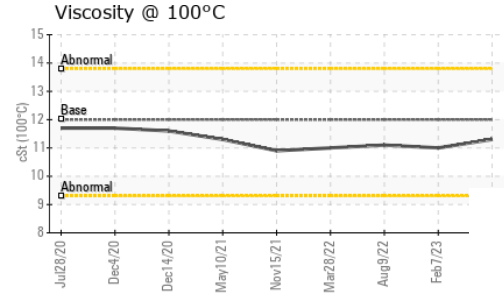
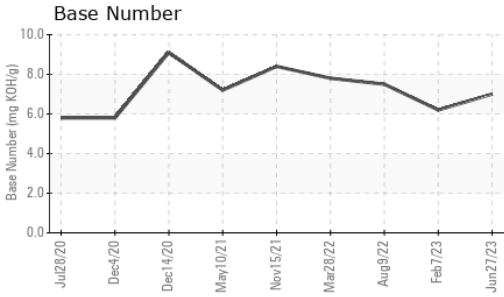
INFRA-RED

	method	limit/base	current	history 1	history 2
Soot %	%	*ASTM D7844 >3	0.6	0.5	0.5
Nitration	Abs/cm	*ASTM D7624 >20	10.2	9.5	9.7
Sulfation	Abs/.1mm	*ASTM D7415 >30	22.2	21.4	22.4

FLUID DEGRADATION

	method	limit/base	current	history 1	history 2
Oxidation	Abs/.1mm	*ASTM D7414 >25	17.7	16.8	17.7
Base Number (BN)	mg KOH/g	ASTM D2896	7.0	6.2	7.5

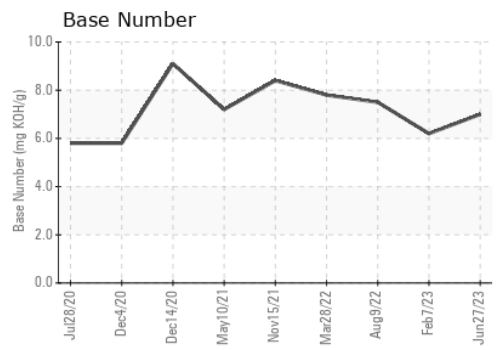
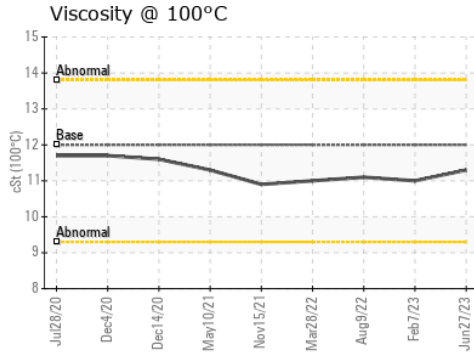
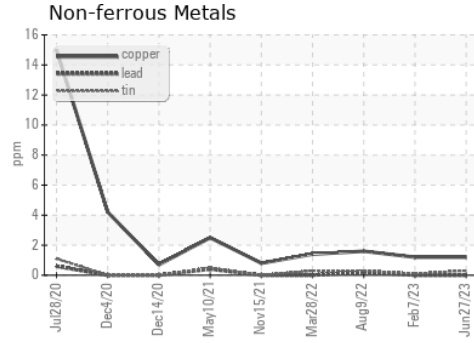
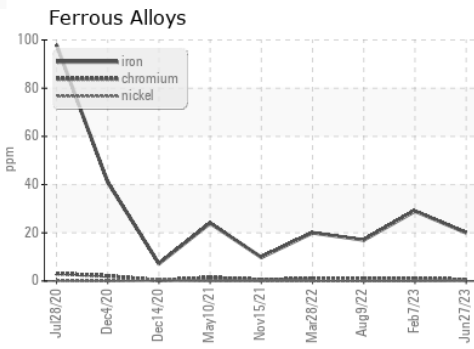
OIL ANALYSIS REPORT



VISUAL	method	limit/base	current	history 1	history 2
White Metal	scalar	*Visual	NONE	NONE	NONE
Yellow Metal	scalar	*Visual	NONE	NONE	NONE
Precipitate	scalar	*Visual	NONE	NONE	NONE
Silt	scalar	*Visual	NONE	NONE	NONE
Debris	scalar	*Visual	NONE	NONE	NONE
Sand/Dirt	scalar	*Visual	NONE	NONE	NONE
Appearance	scalar	*Visual	NORML	NORML	NORML
Odor	scalar	*Visual	NORML	NORML	NORML
Emulsified Water	scalar	*Visual	>0.2	NEG	NEG
Free Water	scalar	*Visual		NEG	NEG

FLUID PROPERTIES	method	limit/base	current	history 1	history 2	
Visc @ 100°C	cSt	ASTM D445	12.00	11.3	11.0	11.1

GRAPHS



Laboratory : WearCheck USA - 501 Madison Ave., Cary, NC 27513
Sample No. : PCA0100003 **Received** : 10 Jul 2023
Lab Number : **05893379** **Diagnosed** : 11 Jul 2023
Unique Number : 10549189 **Diagnostician** : Wes Davis
Test Package : FLEET

NW WHITE & CO - COLUMBIA DIVISION
 100 INDEPENDENCE BLVD
 COLUMBIA, SC
 US 29210
 Contact: GEORGE EDWARDS
 gedwards@nwwhite.com

To discuss this sample report, contact Customer Service at 1-800-237-1369.
 * - Denotes test methods that are outside of the ISO 17025 scope of accreditation.
 Statements of conformity to specifications are based on the simple acceptance decision rule (JCGM 106:2012)