

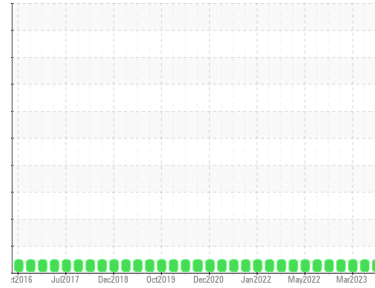
OIL ANALYSIS REPORT

Sample Rating Trend

NORMAL



Area
KEMP QUARRIES / RIVER VALLEY OZARK
Machine Id
WL112
Component
Rear Right Final Drive
Fluid
PETRO CANADA PRODURO TO-4 SAE 50 (--- GAL)



DIAGNOSIS

Recommendation

Resample at the next service interval to monitor.

Wear

All component wear rates are normal.

Contamination

There is no indication of any contamination in the oil.

Fluid Condition

The condition of the oil is acceptable for the time in service.

SAMPLE INFORMATION

method	limit/base	current	history 1	history 2
Sample Number	Client Info	PCA0069767	PCA0084577	PCA0084636
Sample Date	Client Info	05 Jul 2023	10 May 2023	27 Mar 2023
Machine Age	hrs	34304	33945	33634
Oil Age	hrs	31552	31552	31552
Oil Changed	Client Info	N/A	N/A	N/A
Sample Status		NORMAL	NORMAL	NORMAL

WEAR METALS

method	limit/base	current	history 1	history 2	
Iron	ppm	ASTM D5185m >800	91	103	100
Chromium	ppm	ASTM D5185m >10	<1	0	0
Nickel	ppm	ASTM D5185m >5	<1	0	0
Titanium	ppm	ASTM D5185m >15	<1	0	0
Silver	ppm	ASTM D5185m >2	0	0	0
Aluminum	ppm	ASTM D5185m >75	3	2	1
Lead	ppm	ASTM D5185m >10	0	0	<1
Copper	ppm	ASTM D5185m >75	8	4	3
Tin	ppm	ASTM D5185m >8	<1	0	0
Vanadium	ppm	ASTM D5185m	0	0	0
Cadmium	ppm	ASTM D5185m	0	0	0

ADDITIVES

method	limit/base	current	history 1	history 2	
Boron	ppm	ASTM D5185m 2	0	2	<1
Barium	ppm	ASTM D5185m 0	0	0	0
Molybdenum	ppm	ASTM D5185m 0	<1	<1	1
Manganese	ppm	ASTM D5185m 0	1	<1	2
Magnesium	ppm	ASTM D5185m 9	13	0	19
Calcium	ppm	ASTM D5185m 3114	3048	3135	3184
Phosphorus	ppm	ASTM D5185m 1099	1001	871	888
Zinc	ppm	ASTM D5185m 1245	1218	1061	1138
Sulfur	ppm	ASTM D5185m 7086	8087	9318	9335

CONTAMINANTS

method	limit/base	current	history 1	history 2	
Silicon	ppm	ASTM D5185m >400	13	18	20
Sodium	ppm	ASTM D5185m	1	<1	0
Potassium	ppm	ASTM D5185m >20	2	0	<1

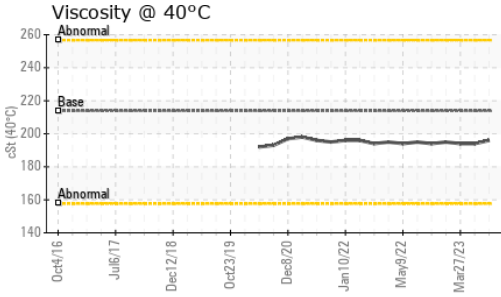
VISUAL

method	limit/base	current	history 1	history 2	
White Metal	scalar	*Visual NONE	NONE	NONE	NONE
Yellow Metal	scalar	*Visual NONE	NONE	NONE	NONE
Precipitate	scalar	*Visual NONE	NONE	NONE	NONE
Silt	scalar	*Visual NONE	NONE	NONE	NONE
Debris	scalar	*Visual NONE	NONE	NONE	NONE
Sand/Dirt	scalar	*Visual NONE	NONE	NONE	NONE
Appearance	scalar	*Visual NORML	NORML	NORML	NORML
Odor	scalar	*Visual NORML	NORML	NORML	NORML
Emulsified Water	scalar	*Visual >0.2	NEG	NEG	NEG
Free Water	scalar	*Visual	NEG	NEG	NEG

FLUID PROPERTIES

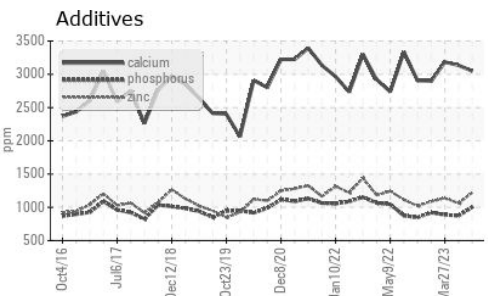
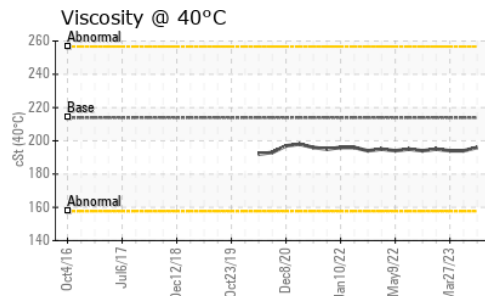
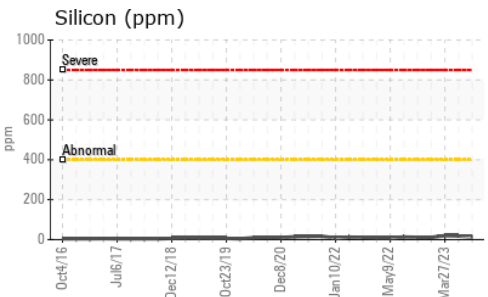
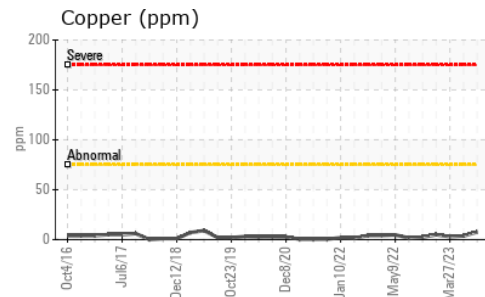
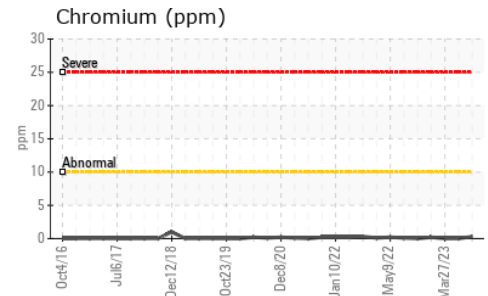
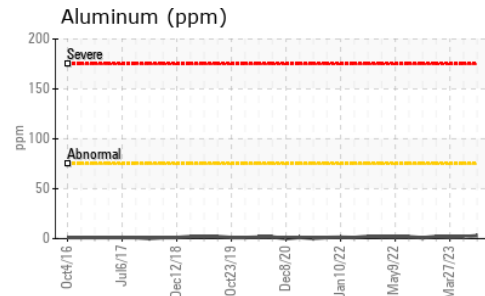
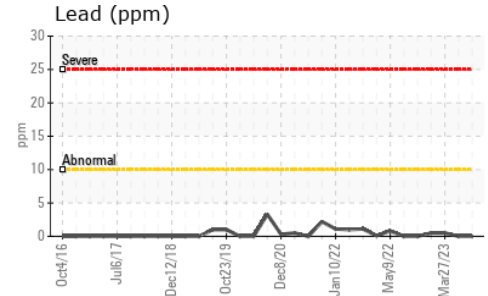
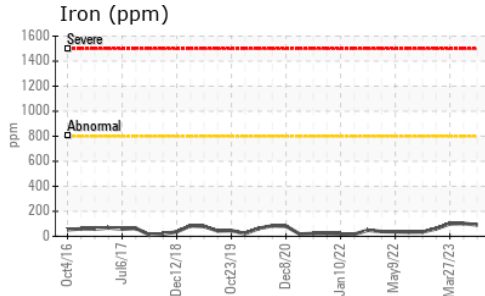
method	limit/base	current	history 1	history 2	
Visc @ 40°C	cSt	ASTM D445 213.9	196	194	194

OIL ANALYSIS REPORT



SAMPLE IMAGES	method	limit/base	current	history 1	history 2
Color			no image	no image	no image
Bottom			no image	no image	no image

GRAPHS



Certificate L2367

Laboratory : WearCheck USA - 501 Madison Ave., Cary, NC 27513
Sample No. : PCA0069767 **Received** : 10 Jul 2023
Lab Number : 05894713 **Diagnosed** : 11 Jul 2023
Unique Number : 10550523 **Diagnostician** : Wes Davis
Test Package : MOB 1

Kemp Quarries - River Valley - Ozark
 9446 N Hwy 309
 Ozark, AR
 US 72949
 Contact: OZARK NOTIFICATIONS
 ozark@rivervalleyquarries.com

To discuss this sample report, contact Customer Service at 1-800-237-1369.

* - Denotes test methods that are outside of the ISO 17025 scope of accreditation.

Statements of conformity to specifications are based on the simple acceptance decision rule (JCGM 106:2012)

T:
F: