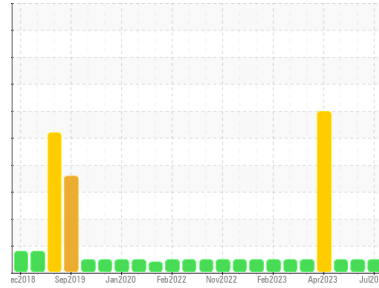




OIL ANALYSIS REPORT

Sample Rating Trend



NORMAL



Machine Id
726037-310027

Component
Diesel Engine

Fluid
PETRO CANADA DURON SHP 15W40 (--- GAL)

DIAGNOSIS

Recommendation

Resample at the next service interval to monitor.

Wear

All component wear rates are normal.

Contamination

There is no indication of any contamination in the oil.

Fluid Condition

The BN result indicates that there is suitable alkalinity remaining in the oil. The condition of the oil is suitable for further service.

SAMPLE INFORMATION

method	limit/base	current	history 1	history 2
Sample Number	Client Info	GFL0087212	GFL0083819	GFL0070380
Sample Date	Client Info	07 Jul 2023	31 May 2023	28 Apr 2023
Machine Age	hrs	13998	13779	13574
Oil Age	hrs	0	0	600
Oil Changed	Client Info	Not Chngd	Not Chngd	Changed
Sample Status		NORMAL	NORMAL	NORMAL

CONTAMINATION

method	limit/base	current	history 1	history 2
Fuel	WC Method >5	<1.0	<1.0	<1.0
Glycol	WC Method	NEG	NEG	NEG

WEAR METALS

method	limit/base	current	history 1	history 2
Iron	ppm ASTM D5185m >110	22	11	22
Chromium	ppm ASTM D5185m >4	<1	<1	<1
Nickel	ppm ASTM D5185m >2	<1	0	<1
Titanium	ppm ASTM D5185m	<1	0	0
Silver	ppm ASTM D5185m >2	0	0	0
Aluminum	ppm ASTM D5185m >25	4	2	3
Lead	ppm ASTM D5185m >45	<1	0	0
Copper	ppm ASTM D5185m >85	1	<1	1
Tin	ppm ASTM D5185m >4	<1	0	0
Vanadium	ppm ASTM D5185m	<1	0	0
Cadmium	ppm ASTM D5185m	<1	0	0

ADDITIVES

method	limit/base	current	history 1	history 2
Boron	ppm ASTM D5185m 0	<1	1	1
Barium	ppm ASTM D5185m 0	0	0	0
Molybdenum	ppm ASTM D5185m 60	58	56	59
Manganese	ppm ASTM D5185m 0	<1	<1	<1
Magnesium	ppm ASTM D5185m 1010	928	970	958
Calcium	ppm ASTM D5185m 1070	1067	1033	1011
Phosphorus	ppm ASTM D5185m 1150	933	1018	1005
Zinc	ppm ASTM D5185m 1270	1216	1284	1267
Sulfur	ppm ASTM D5185m 2060	3319	3641	3578

CONTAMINANTS

method	limit/base	current	history 1	history 2
Silicon	ppm ASTM D5185m >30	8	6	6
Sodium	ppm ASTM D5185m	25	13	16
Potassium	ppm ASTM D5185m >20	4	2	2

INFRA-RED

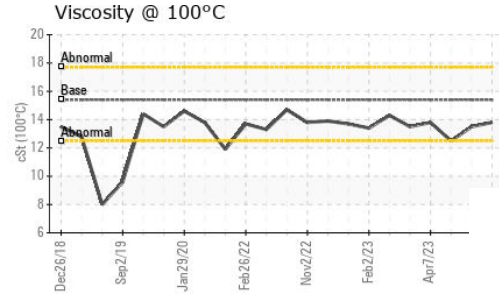
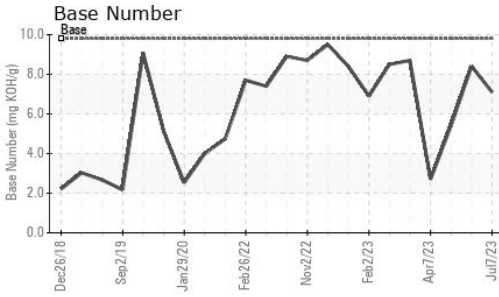
method	limit/base	current	history 1	history 2
Soot %	% *ASTM D7844 >3	0.7	0.4	0.6
Nitration	Abs/cm *ASTM D7624 >20	11.3	8.4	10.1
Sulfation	Abs/.1mm *ASTM D7415 >30	23.5	20.6	20.1

FLUID DEGRADATION

method	limit/base	current	history 1	history 2
Oxidation	Abs/.1mm *ASTM D7414 >25	21.1	16.7	19.3
Base Number (BN)	mg KOH/g ASTM D2896 9.8	7.1	8.4	5.4



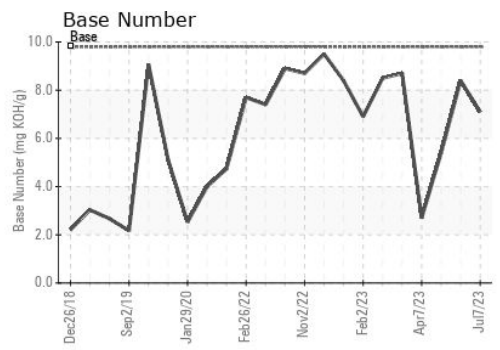
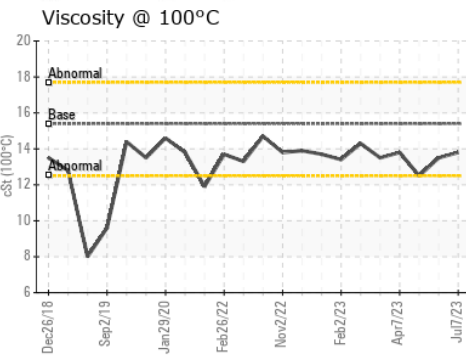
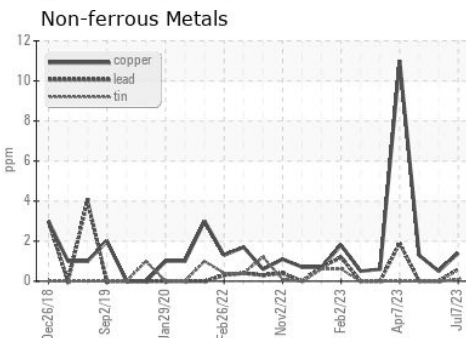
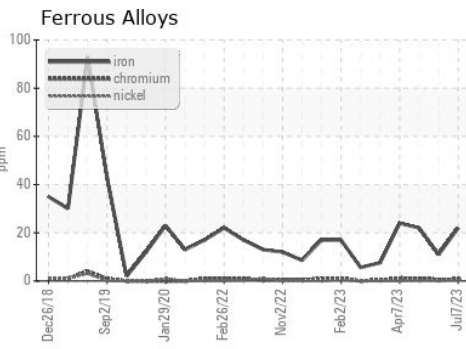
OIL ANALYSIS REPORT



VISUAL	method	limit/base	current	history 1	history 2
White Metal	scalar	*Visual	NONE	NONE	NONE
Yellow Metal	scalar	*Visual	NONE	NONE	NONE
Precipitate	scalar	*Visual	NONE	NONE	NONE
Silt	scalar	*Visual	NONE	NONE	NONE
Debris	scalar	*Visual	NONE	NONE	NONE
Sand/Dirt	scalar	*Visual	NONE	NONE	NONE
Appearance	scalar	*Visual	NORML	NORML	NORML
Odor	scalar	*Visual	NORML	NORML	NORML
Emulsified Water	scalar	*Visual	>0.2	NEG	NEG
Free Water	scalar	*Visual		NEG	NEG

FLUID PROPERTIES	method	limit/base	current	history 1	history 2	
Visc @ 100°C	cSt	ASTM D445	15.4	13.8	13.5	12.5

GRAPHS



Laboratory : WearCheck USA - 501 Madison Ave., Cary, NC 27513
Sample No. : GFL0087212
Lab Number : **05894835**
Unique Number : 10550645
Test Package : FLEET

GFL Environmental - 837 - Harrison TS
 22820 S State Route 291
 Harrisonville, MO
 US 64701
 Contact: Robert Hart

To discuss this sample report, contact Customer Service at 1-800-237-1369.

* - Denotes test methods that are outside of the ISO 17025 scope of accreditation.

Statements of conformity to specifications are based on the simple acceptance decision rule (JCGM 106:2012)

T: (580)461-1509
F: