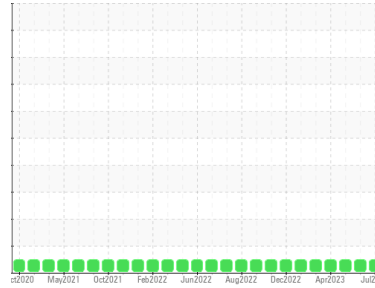


OIL ANALYSIS REPORT

Sample Rating Trend

NORMAL



Machine Id
2120559
 Component
Diesel Engine
 Fluid
PETRO CANADA DURON SHP 10W30 (--- GAL)

DIAGNOSIS

Recommendation

Resample at the next service interval to monitor. Please specify the component make and model with your next sample.

Wear

All component wear rates are normal.

Contamination

There is no indication of any contamination in the oil.

Fluid Condition

The BN result indicates that there is suitable alkalinity remaining in the oil. The condition of the oil is suitable for further service.

SAMPLE INFORMATION		method	limit/base	current	history1	history2
Sample Number	Client Info			PCA0100142	PCA0100091	PCA0095825
Sample Date	Client Info			10 Jul 2023	05 Jun 2023	03 May 2023
Machine Age	hrs	Client Info		8962	8962	8962
Oil Age	hrs	Client Info		8962	8962	8962
Oil Changed	Client Info			N/A	N/A	N/A
Sample Status				NORMAL	NORMAL	NORMAL

CONTAMINATION		method	limit/base	current	history1	history2
Fuel	WC Method	>5		<1.0	<1.0	<1.0
Glycol	WC Method			NEG	NEG	NEG

WEAR METALS		method	limit/base	current	history1	history2
Iron	ppm	ASTM D5185m	>100	7	6	7
Chromium	ppm	ASTM D5185m	>20	<1	<1	<1
Nickel	ppm	ASTM D5185m	>4	<1	0	0
Titanium	ppm	ASTM D5185m		0	0	0
Silver	ppm	ASTM D5185m	>3	0	0	0
Aluminum	ppm	ASTM D5185m	>20	6	0	<1
Lead	ppm	ASTM D5185m	>40	5	0	0
Copper	ppm	ASTM D5185m	>330	6	0	0
Tin	ppm	ASTM D5185m	>15	2	0	<1
Vanadium	ppm	ASTM D5185m		<1	0	0
Cadmium	ppm	ASTM D5185m		0	0	0

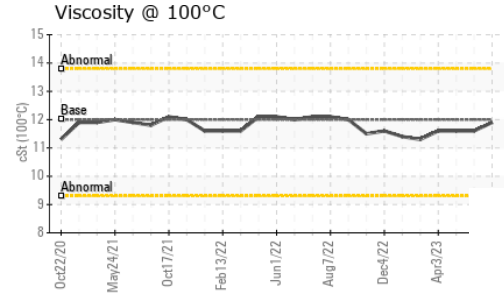
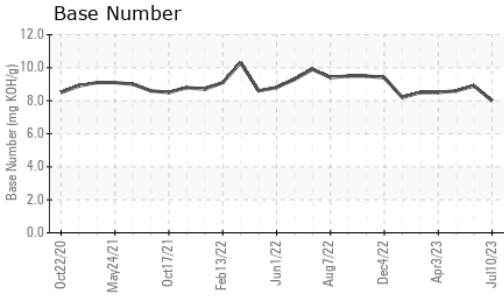
ADDITIVES		method	limit/base	current	history1	history2
Boron	ppm	ASTM D5185m	2	4	1	6
Barium	ppm	ASTM D5185m	0	0	2	0
Molybdenum	ppm	ASTM D5185m	50	59	62	63
Manganese	ppm	ASTM D5185m	0	2	0	<1
Magnesium	ppm	ASTM D5185m	950	1073	915	992
Calcium	ppm	ASTM D5185m	1050	1130	1089	1120
Phosphorus	ppm	ASTM D5185m	995	1180	1071	1101
Zinc	ppm	ASTM D5185m	1180	1469	1242	1342
Sulfur	ppm	ASTM D5185m	2600	4100	3208	3878

CONTAMINANTS		method	limit/base	current	history1	history2
Silicon	ppm	ASTM D5185m	>25	5	3	5
Sodium	ppm	ASTM D5185m		1	0	1
Potassium	ppm	ASTM D5185m	>20	7	<1	1

INFRA-RED		method	limit/base	current	history1	history2
Soot %	%	*ASTM D7844	>3	0.2	0.2	0.2
Nitration	Abs/cm	*ASTM D7624	>20	7.5	7.3	7.4
Sulfation	Abs/.1mm	*ASTM D7415	>30	19.0	18.4	18.5

FLUID DEGRADATION		method	limit/base	current	history1	history2
Oxidation	Abs/.1mm	*ASTM D7414	>25	16.1	14.9	15.2
Base Number (BN)	mg KOH/g	ASTM D2896		8.0	8.9	8.6

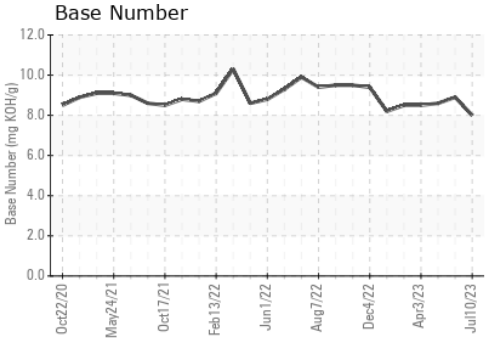
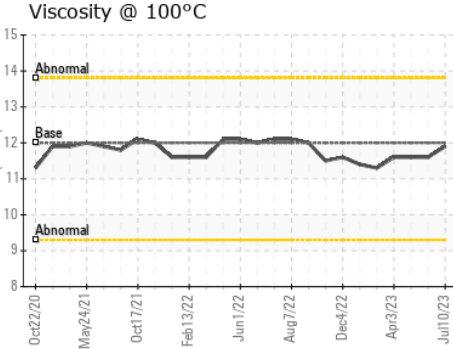
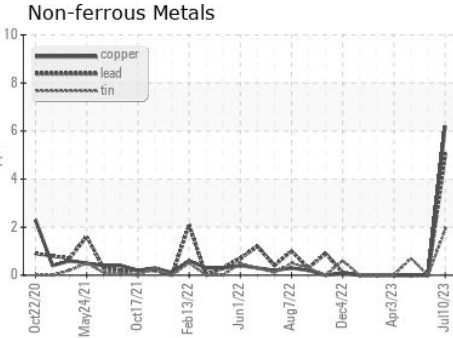
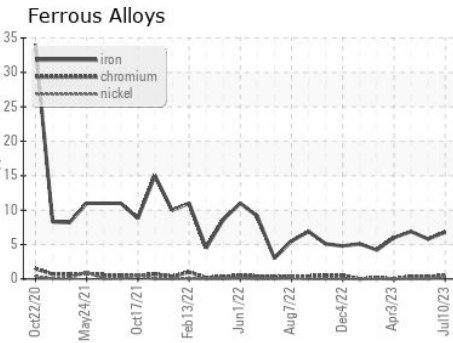
OIL ANALYSIS REPORT



VISUAL	method	limit/base	current	history1	history2
White Metal	scalar	*Visual	NONE	NONE	NONE
Yellow Metal	scalar	*Visual	NONE	NONE	NONE
Precipitate	scalar	*Visual	NONE	NONE	NONE
Silt	scalar	*Visual	NONE	NONE	NONE
Debris	scalar	*Visual	NONE	NONE	NONE
Sand/Dirt	scalar	*Visual	NONE	NONE	NONE
Appearance	scalar	*Visual	NORML	NORML	NORML
Odor	scalar	*Visual	NORML	NORML	NORML
Emulsified Water	scalar	*Visual	>0.2	NEG	NEG
Free Water	scalar	*Visual		NEG	NEG

FLUID PROPERTIES	method	limit/base	current	history1	history2
Visc @ 100°C	cSt	ASTM D445	12.00	11.9	11.6

GRAPHS



Certificate L2367

Laboratory : WearCheck USA - 501 Madison Ave., Cary, NC 27513
 Sample No. : PCA0100142
 Lab Number : 05895926
 Unique Number : 10551736
 Test Package : FLEET

PERDUE FARMS - DILLON
 2047 HWY 9 WEST
 DILLON, SC
 US 29536
 Contact: KEVIN HOOKS
 kevin.hooks@perdue.com
 T: (843)841-8069
 F: (843)841-8070

To discuss this sample report, contact Customer Service at 1-800-237-1369.
 * - Denotes test methods that are outside of the ISO 17025 scope of accreditation.
 Statements of conformity to specifications are based on the simple acceptance decision rule (JCGM 106:2012)