



OIL ANALYSIS REPORT

Sample Rating Trend

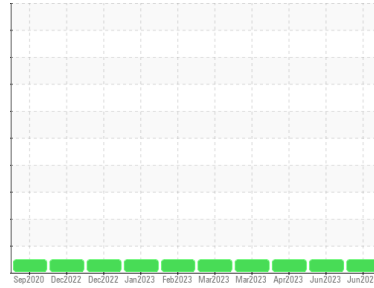
NORMAL



Machine Id
929090-205313

Component
Diesel Engine

Fluid
PETRO CANADA DURON SHP 15W40 (--- GAL)



DIAGNOSIS

Recommendation

Resample at the next service interval to monitor.

Wear

All component wear rates are normal.

Contamination

There is no indication of any contamination in the oil.

Fluid Condition

The BN result indicates that there is suitable alkalinity remaining in the oil. The condition of the oil is suitable for further service.

SAMPLE INFORMATION

method	limit/base	current	history1	history2	
Sample Number	Client Info	GFL0086285	GFL0081485	GFL0078227	
Sample Date	Client Info	28 Jun 2023	02 Jun 2023	10 Apr 2023	
Machine Age	hrs	Client Info	0	15694	7653
Oil Age	hrs	Client Info	0	0	0
Oil Changed	Client Info	N/A	N/A	Not Chngd	
Sample Status		NORMAL	NORMAL	NORMAL	

CONTAMINATION

method	limit/base	current	history1	history2
Fuel	WC Method >5	<1.0	<1.0	<1.0
Glycol	WC Method	NEG	NEG	NEG

WEAR METALS

method	limit/base	current	history1	history2	
Iron	ppm	ASTM D5185m >100	14	10	18
Chromium	ppm	ASTM D5185m >20	<1	<1	2
Nickel	ppm	ASTM D5185m >4	0	0	<1
Titanium	ppm	ASTM D5185m	0	0	<1
Silver	ppm	ASTM D5185m >3	<1	0	0
Aluminum	ppm	ASTM D5185m >20	2	1	2
Lead	ppm	ASTM D5185m >40	0	0	1
Copper	ppm	ASTM D5185m >330	0	<1	1
Tin	ppm	ASTM D5185m >15	0	0	<1
Vanadium	ppm	ASTM D5185m	0	<1	<1
Cadmium	ppm	ASTM D5185m	0	0	<1

ADDITIVES

method	limit/base	current	history1	history2	
Boron	ppm	ASTM D5185m 0	5	6	3
Barium	ppm	ASTM D5185m 0	0	0	0
Molybdenum	ppm	ASTM D5185m 60	60	64	60
Manganese	ppm	ASTM D5185m 0	0	<1	2
Magnesium	ppm	ASTM D5185m 1010	963	978	922
Calcium	ppm	ASTM D5185m 1070	1005	1109	992
Phosphorus	ppm	ASTM D5185m 1150	1010	1050	932
Zinc	ppm	ASTM D5185m 1270	1253	1224	1178
Sulfur	ppm	ASTM D5185m 2060	3455	3548	3156

CONTAMINANTS

method	limit/base	current	history1	history2	
Silicon	ppm	ASTM D5185m >25	2	4	5
Sodium	ppm	ASTM D5185m	3	4	4
Potassium	ppm	ASTM D5185m >20	0	0	1

INFRA-RED

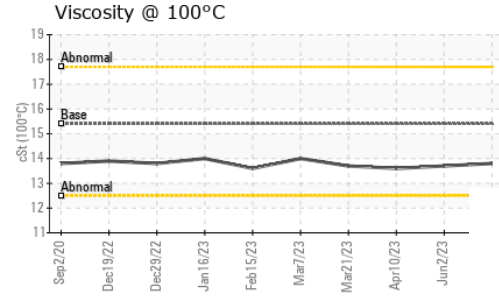
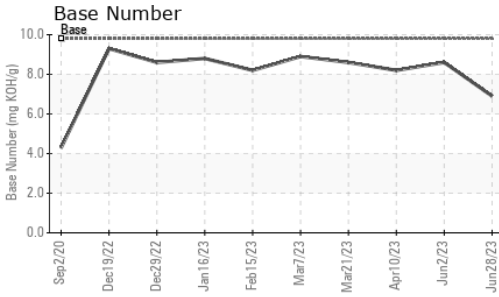
method	limit/base	current	history1	history2	
Soot %	%	*ASTM D7844 >3	0.5	0.4	0.6
Nitration	Abs/cm	*ASTM D7624 >20	8.5	7.9	8.2
Sulfation	Abs/.1mm	*ASTM D7415 >30	21.0	19.6	20.3

FLUID DEGRADATION

method	limit/base	current	history1	history2	
Oxidation	Abs/.1mm	*ASTM D7414 >25	17.0	14.5	15.7
Base Number (BN)	mg KOH/g	ASTM D2896 9.8	6.9	8.6	8.2



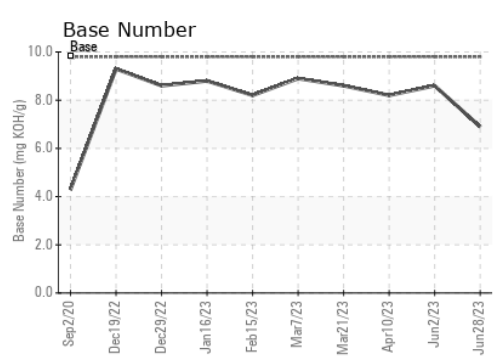
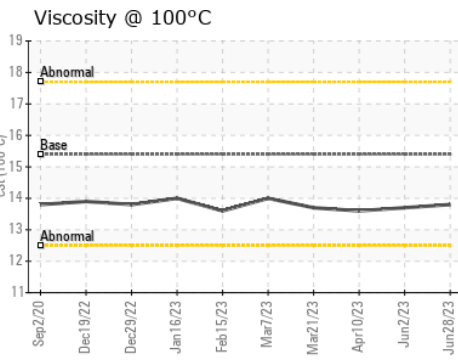
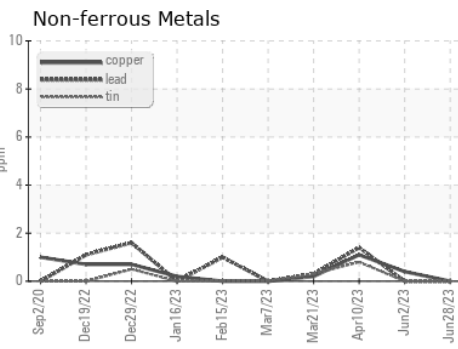
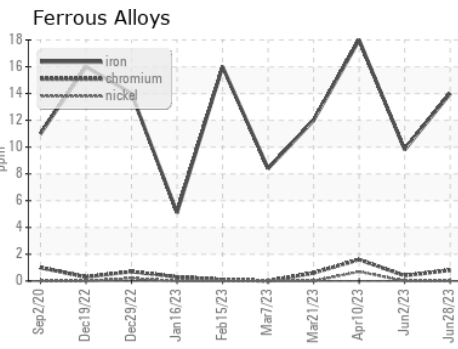
OIL ANALYSIS REPORT



VISUAL	method	limit/base	current	history1	history2
White Metal	scalar	*Visual	NONE	NONE	NONE
Yellow Metal	scalar	*Visual	NONE	NONE	NONE
Precipitate	scalar	*Visual	NONE	NONE	NONE
Silt	scalar	*Visual	NONE	NONE	NONE
Debris	scalar	*Visual	NONE	NONE	NONE
Sand/Dirt	scalar	*Visual	NONE	NONE	NONE
Appearance	scalar	*Visual	NORML	NORML	NORML
Odor	scalar	*Visual	NORML	NORML	NORML
Emulsified Water	scalar	*Visual	>0.2	NEG	NEG
Free Water	scalar	*Visual		NEG	NEG

FLUID PROPERTIES	method	limit/base	current	history1	history2	
Visc @ 100°C	cSt	ASTM D445	15.4	13.8	13.7	13.6

GRAPHS



Laboratory : WearCheck USA - 501 Madison Ave., Cary, NC 27513
Sample No. : GFL0086285 **Received** : 12 Jul 2023
Lab Number : 05895951 **Diagnosed** : 12 Jul 2023
Unique Number : 10551761 **Diagnostician** : Wes Davis
Test Package : FLEET

GFL Environmental - 868 - Childersburg Fines Hauling (Alpine)
 13737 Plant Rd
 Childersburg, AL
 US 35044
 Contact: JONATHAN WILLIAMS
 jonathan.williams@gflenv.com

To discuss this sample report, contact Customer Service at 1-800-237-1369.
 * - Denotes test methods that are outside of the ISO 17025 scope of accreditation.
 Statements of conformity to specifications are based on the simple acceptance decision rule (JCGM 106:2012)