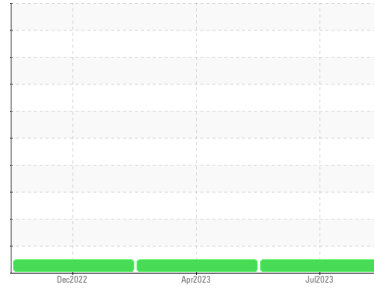


OIL ANALYSIS REPORT

Sample Rating Trend

NORMAL



Area
(92455X) Walgreens
Machine Id
[Walgreens] 136A62025
Component
Diesel Engine
Fluid
PETRO CANADA DURON SHP 10W30 (11 GAL)

DIAGNOSIS

Recommendation

Resample at the next service interval to monitor.

Wear

All component wear rates are normal.

Contamination

There is no indication of any contamination in the oil.

Fluid Condition

The BN result indicates that there is suitable alkalinity remaining in the oil. The condition of the oil is suitable for further service.

SAMPLE INFORMATION

method	limit/base	current	history1	history2
Sample Number	Client Info	PCA0100257	PCA0094681	PCA0089842
Sample Date	Client Info	05 Jul 2023	12 Apr 2023	24 Dec 2022
Machine Age	mls Client Info	504841	481065	455278
Oil Age	mls Client Info	49563	26394	56699
Oil Changed	Client Info	Not Chngd	Not Chngd	Changed
Sample Status		NORMAL	NORMAL	NORMAL

CONTAMINATION

method	limit/base	current	history1	history2
Fuel	WC Method >5	<1.0	<1.0	<1.0
Glycol	WC Method	NEG	NEG	NEG

WEAR METALS

method	limit/base	current	history1	history2
Iron	ppm ASTM D5185m >80	20	14	27
Chromium	ppm ASTM D5185m >5	1	1	2
Nickel	ppm ASTM D5185m >2	<1	0	0
Titanium	ppm ASTM D5185m	<1	0	0
Silver	ppm ASTM D5185m >3	0	0	0
Aluminum	ppm ASTM D5185m >30	10	5	11
Lead	ppm ASTM D5185m >30	0	0	0
Copper	ppm ASTM D5185m >150	4	3	5
Tin	ppm ASTM D5185m >5	<1	0	<1
Vanadium	ppm ASTM D5185m	0	0	0
Cadmium	ppm ASTM D5185m	0	0	0

ADDITIVES

method	limit/base	current	history1	history2
Boron	ppm ASTM D5185m 2	0	0	80
Barium	ppm ASTM D5185m 0	0	0	0
Molybdenum	ppm ASTM D5185m 50	65	60	65
Manganese	ppm ASTM D5185m 0	<1	<1	<1
Magnesium	ppm ASTM D5185m 950	956	941	941
Calcium	ppm ASTM D5185m 1050	1141	1030	1159
Phosphorus	ppm ASTM D5185m 995	1045	1010	1019
Zinc	ppm ASTM D5185m 1180	1304	1234	1279
Sulfur	ppm ASTM D5185m 2600	2845	2689	3076

CONTAMINANTS

method	limit/base	current	history1	history2
Silicon	ppm ASTM D5185m >20	4	4	6
Sodium	ppm ASTM D5185m	0	2	<1
Potassium	ppm ASTM D5185m >20	3	1	4

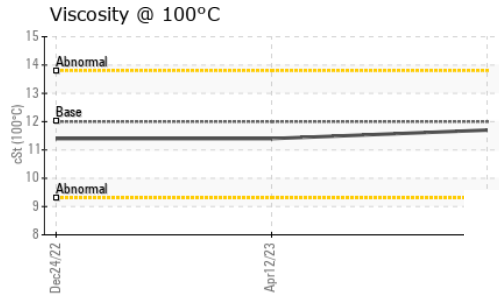
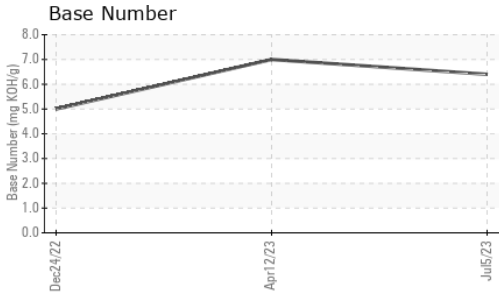
INFRA-RED

method	limit/base	current	history1	history2
Soot %	% *ASTM D7844 >3	0.7	0.4	0.8
Nitration	Abs/cm *ASTM D7624 >20	10.3	7.9	10.6
Sulfation	Abs/.1mm *ASTM D7415 >30	23.7	18.4	24.0

FLUID DEGRADATION

method	limit/base	current	history1	history2
Oxidation	Abs/.1mm *ASTM D7414 >25	20.7	15.9	21.2
Base Number (BN)	mg KOH/g ASTM D2896	6.4	7.0	5.0

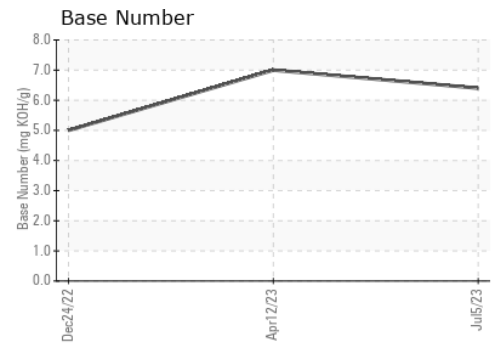
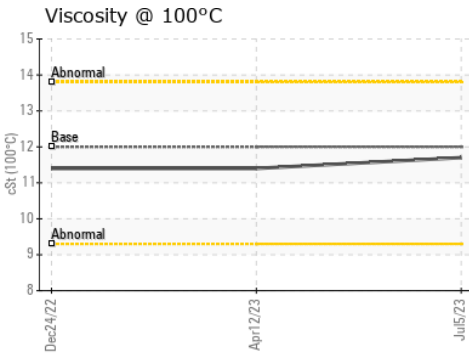
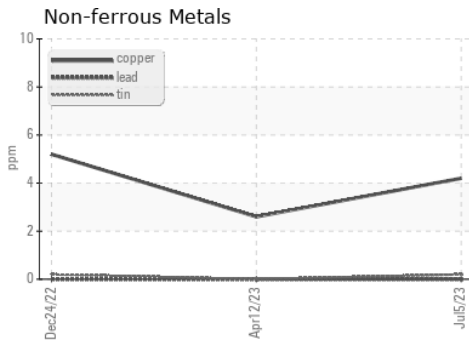
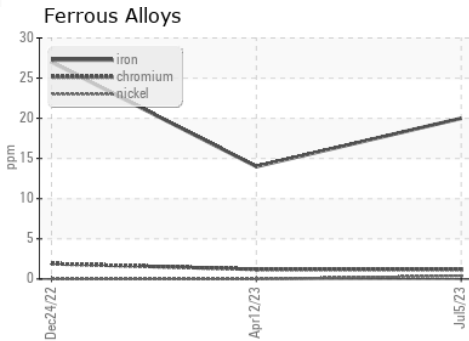
OIL ANALYSIS REPORT



VISUAL	method	limit/base	current	history1	history2
White Metal	scalar	*Visual	NONE	NONE	NONE
Yellow Metal	scalar	*Visual	NONE	NONE	NONE
Precipitate	scalar	*Visual	NONE	NONE	NONE
Silt	scalar	*Visual	NONE	NONE	NONE
Debris	scalar	*Visual	NONE	NONE	NONE
Sand/Dirt	scalar	*Visual	NONE	NONE	NONE
Appearance	scalar	*Visual	NORML	NORML	NORML
Odor	scalar	*Visual	NORML	NORML	NORML
Emulsified Water	scalar	*Visual	>0.2	NEG	NEG
Free Water	scalar	*Visual		NEG	NEG

FLUID PROPERTIES	method	limit/base	current	history1	history2
Visc @ 100°C	cSt	ASTM D445	12.00	11.7	11.4

GRAPHS



Certificate L2367

Laboratory : WearCheck USA - 501 Madison Ave., Cary, NC 27513
Sample No. : PCA0100257
Lab Number : 05896765
Unique Number : 10552575
Test Package : FLEET

Transervice - Shop 1364 - Berkeley-Mt. Vernon
 5100 Lake Terrace NE
 Mt. Vernon, IL
 US 62864
 Contact: Erien White
 ewhite@transervice.com
 T: (618)244-8726
 F: (618)244-8791

To discuss this sample report, contact Customer Service at 1-800-237-1369.

* - Denotes test methods that are outside of the ISO 17025 scope of accreditation.

Statements of conformity to specifications are based on the simple acceptance decision rule (JCGM 106:2012)