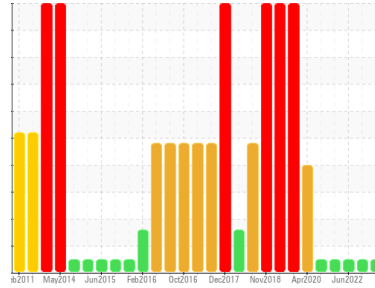


OIL ANALYSIS REPORT



Area
KEMP QUARRIES / MUSKOGEE SAND
Machine Id
WL042
Component
Rear Right Final Drive
Fluid
MOBIL MOBILTRANS HD 50 (--- GAL)

Sample Rating Trend



NORMAL



DIAGNOSIS

Recommendation

Resample at the next service interval to monitor.

Wear

All component wear rates are normal.

Contamination

There is no indication of any contamination in the oil.

Fluid Condition

The condition of the oil is acceptable for the time in service.

SAMPLE INFORMATION

method	limit/base	current	history1	history2
Sample Number	Client Info	PCA0087108	PCA0070534	PCA0070513
Sample Date	Client Info	23 May 2023	29 Dec 2022	21 Jun 2022
Machine Age	hrs	31670	31010	30470
Oil Age	hrs	1720	1060	520
Oil Changed	Client Info	Not Chngd	Not Chngd	Not Chngd
Sample Status		NORMAL	NORMAL	NORMAL

WEAR METALS

method	limit/base	current	history1	history2	
Iron	ppm	ASTM D5185m >800	163	41	38
Chromium	ppm	ASTM D5185m >10	<1	<1	<1
Nickel	ppm	ASTM D5185m >5	<1	0	0
Titanium	ppm	ASTM D5185m >15	<1	0	<1
Silver	ppm	ASTM D5185m >2	0	0	<1
Aluminum	ppm	ASTM D5185m >75	9	2	3
Lead	ppm	ASTM D5185m >10	1	<1	<1
Copper	ppm	ASTM D5185m >75	7	3	3
Tin	ppm	ASTM D5185m >8	<1	0	<1
Vanadium	ppm	ASTM D5185m	0	0	0
Cadmium	ppm	ASTM D5185m	0	0	<1

ADDITIVES

method	limit/base	current	history1	history2	
Boron	ppm	ASTM D5185m	<1	0	3
Barium	ppm	ASTM D5185m	0	0	2
Molybdenum	ppm	ASTM D5185m	19	15	6
Manganese	ppm	ASTM D5185m	1	<1	<1
Magnesium	ppm	ASTM D5185m	266	212	73
Calcium	ppm	ASTM D5185m	2106	2657	3046
Phosphorus	ppm	ASTM D5185m	892	888	880
Zinc	ppm	ASTM D5185m	1068	1065	1069
Sulfur	ppm	ASTM D5185m	6021	6741	7449

CONTAMINANTS

method	limit/base	current	history1	history2	
Silicon	ppm	ASTM D5185m >400	92	20	22
Sodium	ppm	ASTM D5185m	<1	0	0
Potassium	ppm	ASTM D5185m >20	2	2	2

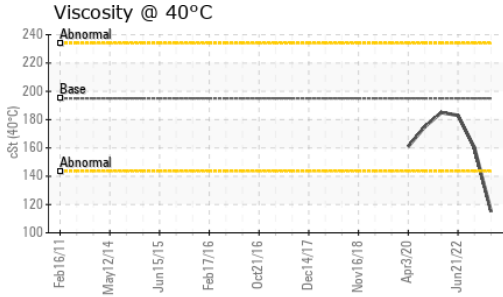
VISUAL

method	limit/base	current	history1	history2	
White Metal	scalar	*Visual NONE	NONE	NONE	NONE
Yellow Metal	scalar	*Visual NONE	NONE	NONE	NONE
Precipitate	scalar	*Visual NONE	NONE	NONE	NONE
Silt	scalar	*Visual NONE	NONE	NONE	NONE
Debris	scalar	*Visual NONE	NONE	NONE	NONE
Sand/Dirt	scalar	*Visual NONE	NONE	NONE	NONE
Appearance	scalar	*Visual NORML	NORML	NORML	NORML
Odor	scalar	*Visual NORML	NORML	NORML	NORML
Emulsified Water	scalar	*Visual >0.2	NEG	NEG	NEG
Free Water	scalar	*Visual	NEG	NEG	NEG

FLUID PROPERTIES

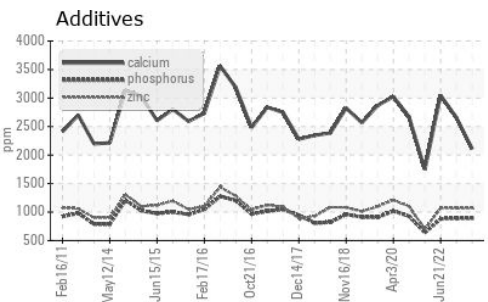
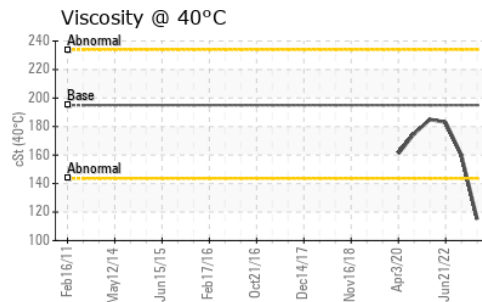
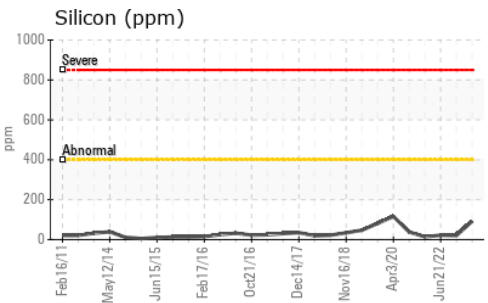
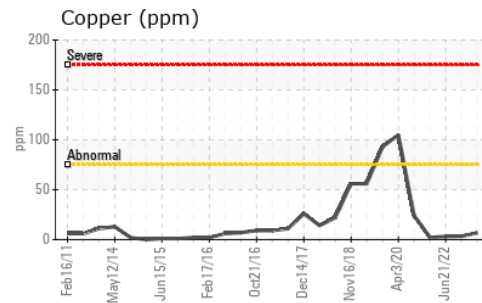
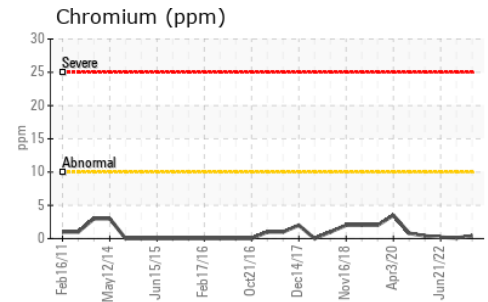
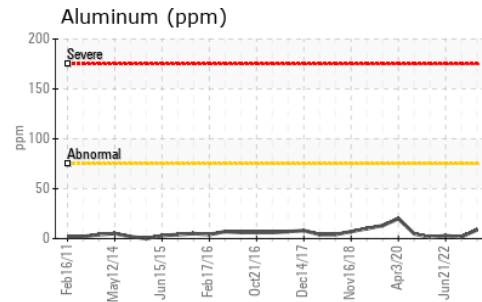
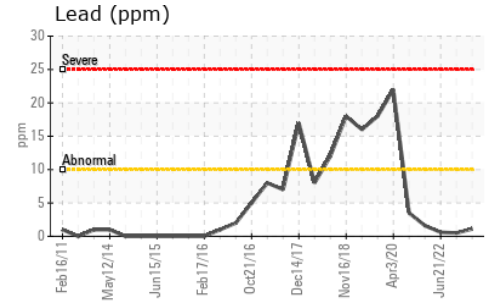
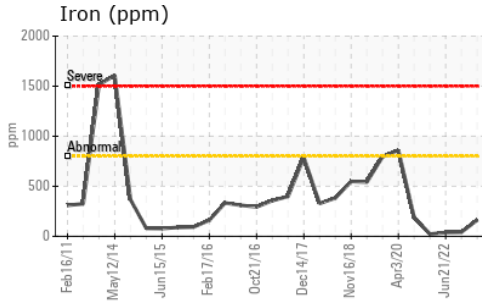
method	limit/base	current	history1	history2	
Visc @ 40°C	cSt	ASTM D445 195	115	160	183

OIL ANALYSIS REPORT



SAMPLE IMAGES	method	limit/base	current	history1	history2
Color			no image	no image	no image
Bottom			no image	no image	no image

GRAPHS



Certificate L2367

Laboratory : WearCheck USA - 501 Madison Ave., Cary, NC 27513
Sample No. : PCA0087108 **Received** : 17 Jul 2023
Lab Number : 05900852 **Diagnosed** : 20 Jul 2023
Unique Number : 10562208 **Diagnostician** : Jonathan Hester
Test Package : MOB 1

Kemp Quarries - Muskogee Sand
 3395 W 50th St N
 Porter, OK
 US 74454

Contact: MUSCOGEE NOTIFICATIONS
 muskogee@muskogeessand.com

To discuss this sample report, contact Customer Service at 1-800-237-1369.

* - Denotes test methods that are outside of the ISO 17025 scope of accreditation.

Statements of conformity to specifications are based on the simple acceptance decision rule (JCGM 106:2012)

T:
F: