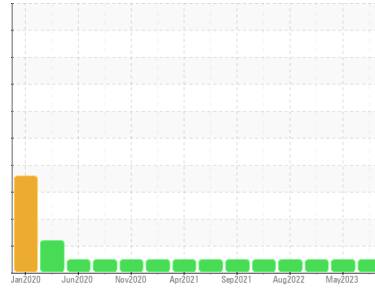


OIL ANALYSIS REPORT

Sample Rating Trend



NORMAL



Area
FLEET
Machine Id
VOLVO 1926728
Component
Diesel Engine
Fluid
PETRO CANADA DURON SHP 10W30 (--- GAL)

DIAGNOSIS

Recommendation

Resample at the next service interval to monitor.

Wear

All component wear rates are normal.

Contamination

There is no indication of any contamination in the oil.

Fluid Condition

The BN result indicates that there is suitable alkalinity remaining in the oil. The condition of the oil is suitable for further service.

SAMPLE INFORMATION		method	limit/base	current	history1	history2
Sample Number	Client Info			PCA0099292	PCA0095972	PCA0089355
Sample Date	Client Info			18 Jul 2023	11 May 2023	23 Feb 2023
Machine Age	mls	Client Info		355194	333839	312641
Oil Age	mls	Client Info		21355	49027	27829
Oil Changed	Client Info			Not Changed	Changed	Not Changed
Sample Status				NORMAL	NORMAL	NORMAL

CONTAMINATION		method	limit/base	current	history1	history2
Fuel	WC Method	>6.0		<1.0	<1.0	<1.0
Glycol	WC Method			NEG	NEG	NEG

WEAR METALS		method	limit/base	current	history1	history2
Iron	ppm	ASTM D5185m	>100	16	41	24
Chromium	ppm	ASTM D5185m	>20	<1	1	<1
Nickel	ppm	ASTM D5185m	>2	0	<1	<1
Titanium	ppm	ASTM D5185m		0	<1	0
Silver	ppm	ASTM D5185m	>2	0	<1	0
Aluminum	ppm	ASTM D5185m	>25	2	4	3
Lead	ppm	ASTM D5185m	>40	<1	2	<1
Copper	ppm	ASTM D5185m	>330	7	9	6
Tin	ppm	ASTM D5185m	>15	<1	2	<1
Vanadium	ppm	ASTM D5185m		0	0	0
Cadmium	ppm	ASTM D5185m		0	0	0

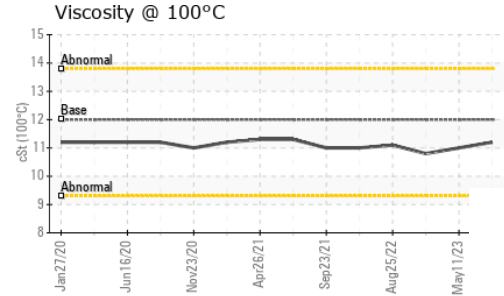
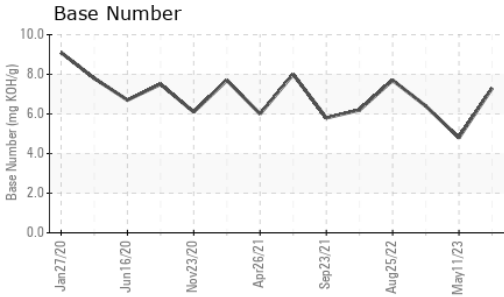
ADDITIVES		method	limit/base	current	history1	history2
Boron	ppm	ASTM D5185m	2	4	<1	4
Barium	ppm	ASTM D5185m	0	<1	0	0
Molybdenum	ppm	ASTM D5185m	50	64	61	60
Manganese	ppm	ASTM D5185m	0	<1	1	<1
Magnesium	ppm	ASTM D5185m	950	1026	982	940
Calcium	ppm	ASTM D5185m	1050	1186	1155	1118
Phosphorus	ppm	ASTM D5185m	995	1105	977	978
Zinc	ppm	ASTM D5185m	1180	1352	1242	1245
Sulfur	ppm	ASTM D5185m	2600	3785	2845	3386

CONTAMINANTS		method	limit/base	current	history1	history2
Silicon	ppm	ASTM D5185m	>25	4	6	5
Sodium	ppm	ASTM D5185m		8	24	13
Potassium	ppm	ASTM D5185m	>20	3	3	3

INFRA-RED		method	limit/base	current	history1	history2
Soot %	%	*ASTM D7844	>3	0.4	0.7	0.5
Nitration	Abs/cm	*ASTM D7624	>20	9.4	11.6	10.1
Sulfation	Abs/.1mm	*ASTM D7415	>30	20.2	24.6	21.3

FLUID DEGRADATION		method	limit/base	current	history1	history2
Oxidation	Abs/.1mm	*ASTM D7414	>25	16.8	21.9	18.2
Base Number (BN)	mg KOH/g	ASTM D2896		7.3	4.8	6.4

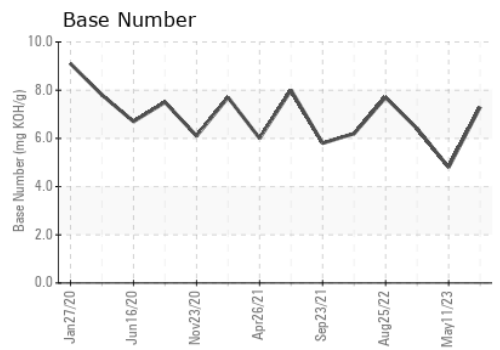
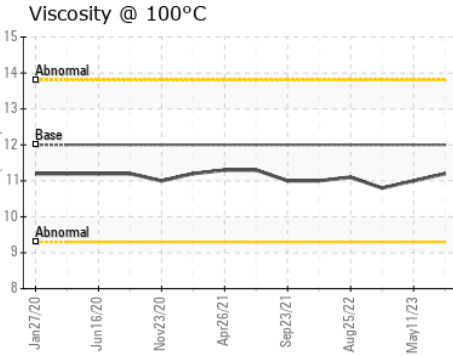
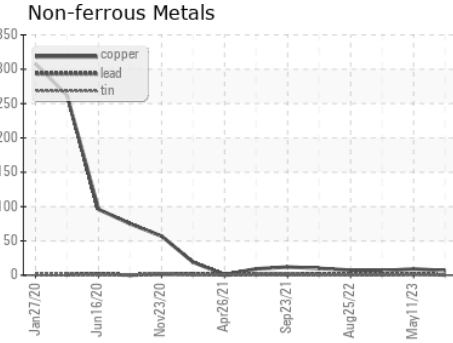
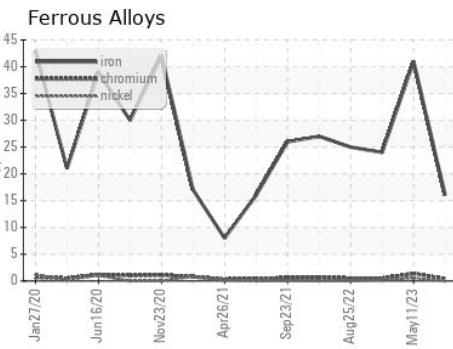
OIL ANALYSIS REPORT



VISUAL	method	limit/base	current	history1	history2
White Metal	scalar	*Visual	NONE	NONE	NONE
Yellow Metal	scalar	*Visual	NONE	NONE	NONE
Precipitate	scalar	*Visual	NONE	NONE	NONE
Silt	scalar	*Visual	NONE	NONE	NONE
Debris	scalar	*Visual	NONE	NONE	NONE
Sand/Dirt	scalar	*Visual	NONE	NONE	NONE
Appearance	scalar	*Visual	NORML	NORML	NORML
Odor	scalar	*Visual	NORML	NORML	NORML
Emulsified Water	scalar	*Visual	>0.2	NEG	NEG
Free Water	scalar	*Visual		NEG	NEG

FLUID PROPERTIES	method	limit/base	current	history1	history2
Visc @ 100°C	cSt	ASTM D445	12.00	11.2	11.0

GRAPHS



Laboratory : WearCheck USA - 501 Madison Ave., Cary, NC 27513
Sample No. : PCA0099292 **Received** : 24 Jul 2023
Lab Number : 05905325 **Diagnosed** : 25 Jul 2023
Unique Number : 10566681 **Diagnostician** : Wes Davis
Test Package : FLEET

PERDUE FARMS - ACCOMAC
 22520 LANKFORD HWY
 ACCOMAC, VA
 US 23301
 Contact: PEGGY KIMES
 peggy.kimes@perdue.com
 T: (757)787-5304
 F: (757)787-5208

Certificate L2367
 To discuss this sample report, contact Customer Service at 1-800-237-1369.
 * - Denotes test methods that are outside of the ISO 17025 scope of accreditation.
 Statements of conformity to specifications are based on the simple acceptance decision rule (JCGM 106:2012)