



OIL ANALYSIS REPORT

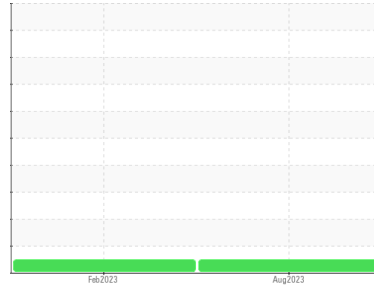
Sample Rating Trend

NORMAL



Machine Id
425138 - SW4515

Component
Transmission (Auto)
Fluid
DEXRON III (--- GAL)



DIAGNOSIS

Recommendation

Resample at the next service interval to monitor.

Wear

All component wear rates are normal.

Contamination

There is no indication of any contamination in the fluid.

Fluid Condition

The condition of the fluid is acceptable for the time in service.

SAMPLE INFORMATION

	method	limit/base	current	history1	history2
Sample Number	Client Info		GFL0085502	GFL0065824	---
Sample Date	Client Info		03 Aug 2023	17 Feb 2023	---
Machine Age	mls	Client Info	329182	315859	---
Oil Age	mls	Client Info	325338	0	---
Oil Changed	Client Info		Changed	N/A	---
Sample Status			NORMAL	NORMAL	---

WEAR METALS

	method	limit/base	current	history1	history2
Iron	ppm	ASTM D5185m >160	40	55	---
Chromium	ppm	ASTM D5185m >5	<1	0	---
Nickel	ppm	ASTM D5185m >5	0	0	---
Titanium	ppm	ASTM D5185m	0	0	---
Silver	ppm	ASTM D5185m >5	0	0	---
Aluminum	ppm	ASTM D5185m >50	9	12	---
Lead	ppm	ASTM D5185m >50	0	<1	---
Copper	ppm	ASTM D5185m >225	22	31	---
Tin	ppm	ASTM D5185m >10	<1	<1	---
Vanadium	ppm	ASTM D5185m	0	0	---
Cadmium	ppm	ASTM D5185m	0	0	---

ADDITIVES

	method	limit/base	current	history1	history2
Boron	ppm	ASTM D5185m	100	50	---
Barium	ppm	ASTM D5185m	0	0	---
Molybdenum	ppm	ASTM D5185m	0	1	---
Manganese	ppm	ASTM D5185m	<1	<1	---
Magnesium	ppm	ASTM D5185m	6	4	---
Calcium	ppm	ASTM D5185m	174	121	---
Phosphorus	ppm	ASTM D5185m	415	186	---
Zinc	ppm	ASTM D5185m	21	43	---
Sulfur	ppm	ASTM D5185m	2365	1764	---

CONTAMINANTS

	method	limit/base	current	history1	history2
Silicon	ppm	ASTM D5185m >20	5	6	---
Sodium	ppm	ASTM D5185m	8	11	---
Potassium	ppm	ASTM D5185m >20	2	3	---

VISUAL

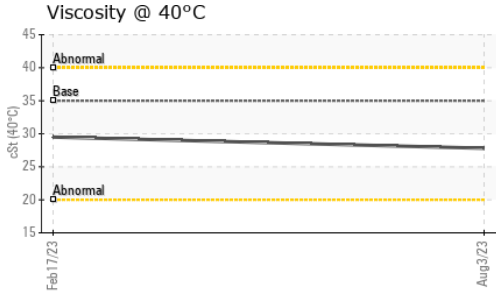
	method	limit/base	current	history1	history2
White Metal	scalar	*Visual NONE	NONE	NONE	---
Yellow Metal	scalar	*Visual NONE	NONE	NONE	---
Precipitate	scalar	*Visual NONE	NONE	NONE	---
Silt	scalar	*Visual NONE	NONE	NONE	---
Debris	scalar	*Visual NONE	NONE	NONE	---
Sand/Dirt	scalar	*Visual NONE	NONE	NONE	---
Appearance	scalar	*Visual NORML	NORML	NORML	---
Odor	scalar	*Visual NORML	NORML	NORML	---
Emulsified Water	scalar	*Visual >0.1	NEG	NEG	---
Free Water	scalar	*Visual	NEG	NEG	---

FLUID PROPERTIES

	method	limit/base	current	history1	history2
Visc @ 40°C	cSt	ASTM D445 35.0	27.8	29.5	---

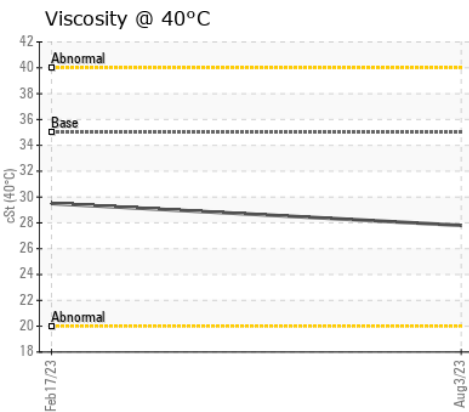
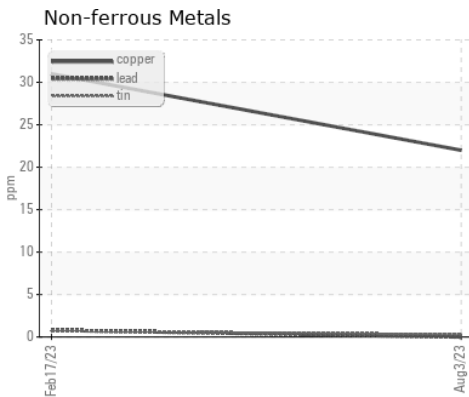
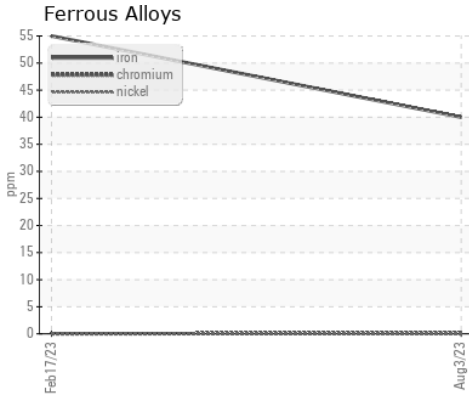


OIL ANALYSIS REPORT



SAMPLE IMAGES	method	limit/base	current	history1	history2
Color			no image	no image	no image
Bottom			no image	no image	no image

GRAPHS



Certificate L2367

Laboratory : WearCheck USA - 501 Madison Ave., Cary, NC 27513
Sample No. : GFL0085502 **Received** : 08 Aug 2023
Lab Number : 05918965 **Diagnosed** : 10 Aug 2023
Unique Number : 10590879 **Diagnostician** : Jonathan Hester
Test Package : FLEET

GFL Environmental - 983 - Sugar Land Hauling
 16011 West Belfort Street
 Sugar Land, TX
 US 77498
 Contact: Gino Griego
 ggriego@gflenv.com

To discuss this sample report, contact Customer Service at 1-800-237-1369.

* - Denotes test methods that are outside of the ISO 17025 scope of accreditation.

Statements of conformity to specifications are based on the simple acceptance decision rule (JCGM 106:2012)

T:
F: