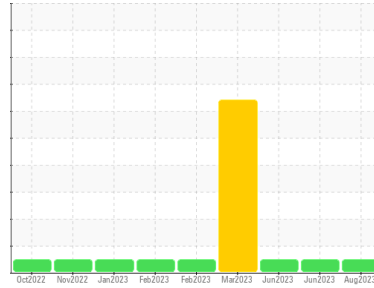




# OIL ANALYSIS REPORT

Sample Rating Trend



**NORMAL**



Machine Id  
**10482**

Component  
**Transmission (Auto)**

Fluid  
**PETRO CANADA DuraDrive HD Synthetic 668 (--- GAL)**

## DIAGNOSIS

### Recommendation

Resample at the next service interval to monitor.

### Wear

All component wear rates are normal.

### Contamination

There is no indication of any contamination in the fluid.

### Fluid Condition

The condition of the fluid is acceptable for the time in service.

## SAMPLE INFORMATION

method	limit/base	current	history1	history2
Sample Number	Client Info	<b>GFL0088794</b>	GFL0086084	GFL0083264
Sample Date	Client Info	<b>04 Aug 2023</b>	28 Jun 2023	12 Jun 2023
Machine Age	hrs	<b>13787</b>	13553	13386
Oil Age	hrs	<b>1297</b>	1063	870
Oil Changed	Client Info	<b>Not Changed</b>	Not Changd	Not Changed
Sample Status		<b>NORMAL</b>	NORMAL	NORMAL

## WEAR METALS

method	limit/base	current	history1	history2	
Iron	ppm	ASTM D5185m >160	<b>41</b>	25	19
Chromium	ppm	ASTM D5185m >5	<b>&lt;1</b>	0	0
Nickel	ppm	ASTM D5185m >5	<b>&lt;1</b>	<1	<1
Titanium	ppm	ASTM D5185m	<b>0</b>	0	0
Silver	ppm	ASTM D5185m >5	<b>0</b>	<1	0
Aluminum	ppm	ASTM D5185m >50	<b>15</b>	6	5
Lead	ppm	ASTM D5185m >50	<b>2</b>	1	1
Copper	ppm	ASTM D5185m >225	<b>11</b>	7	5
Tin	ppm	ASTM D5185m >10	<b>2</b>	1	<1
Vanadium	ppm	ASTM D5185m	<b>0</b>	0	0
Cadmium	ppm	ASTM D5185m	<b>0</b>	0	0

## ADDITIVES

method	limit/base	current	history1	history2	
Boron	ppm	ASTM D5185m	<b>84</b>	68	65
Barium	ppm	ASTM D5185m	<b>1</b>	0	0
Molybdenum	ppm	ASTM D5185m	<b>&lt;1</b>	<1	0
Manganese	ppm	ASTM D5185m	<b>&lt;1</b>	<1	<1
Magnesium	ppm	ASTM D5185m	<b>2</b>	2	1
Calcium	ppm	ASTM D5185m	<b>164</b>	126	138
Phosphorus	ppm	ASTM D5185m	<b>287</b>	211	214
Zinc	ppm	ASTM D5185m	<b>13</b>	10	13
Sulfur	ppm	ASTM D5185m	<b>2469</b>	1659	1809

## CONTAMINANTS

method	limit/base	current	history1	history2	
Silicon	ppm	ASTM D5185m >20	<b>8</b>	7	6
Sodium	ppm	ASTM D5185m	<b>6</b>	0	<1
Potassium	ppm	ASTM D5185m >20	<b>&lt;1</b>	2	<1

## VISUAL

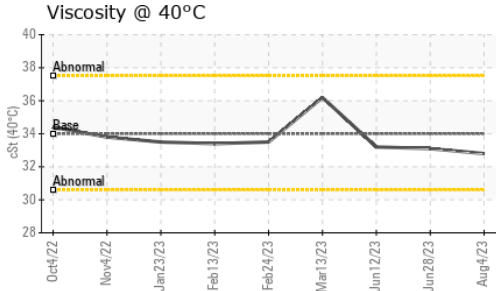
method	limit/base	current	history1	history2	
White Metal	scalar	*Visual NONE	<b>NONE</b>	NONE	NONE
Yellow Metal	scalar	*Visual NONE	<b>NONE</b>	NONE	NONE
Precipitate	scalar	*Visual NONE	<b>NONE</b>	NONE	NONE
Silt	scalar	*Visual NONE	<b>NONE</b>	NONE	NONE
Debris	scalar	*Visual NONE	<b>NONE</b>	NONE	NONE
Sand/Dirt	scalar	*Visual NONE	<b>NONE</b>	NONE	NONE
Appearance	scalar	*Visual NORML	<b>NORML</b>	NORML	NORML
Odor	scalar	*Visual NORML	<b>NORML</b>	NORML	NORML
Emulsified Water	scalar	*Visual >0.1	<b>NEG</b>	NEG	NEG
Free Water	scalar	*Visual	<b>NEG</b>	NEG	NEG

## FLUID PROPERTIES

method	limit/base	current	history1	history2	
Visc @ 40°C	cSt	ASTM D445 34	<b>32.8</b>	33.1	33.2

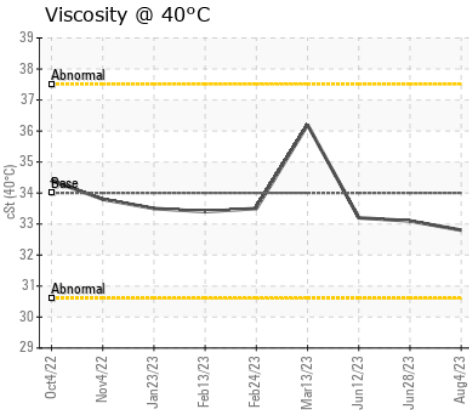
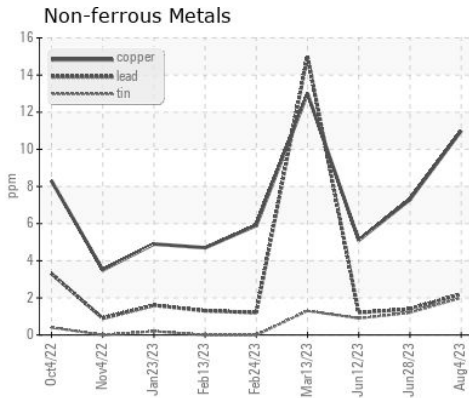
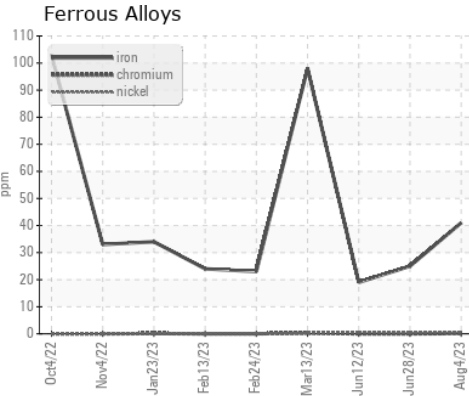


# OIL ANALYSIS REPORT



SAMPLE IMAGES	method	limit/base	current	history1	history2
Color			no image	no image	no image
Bottom			no image	no image	no image

## GRAPHS



Certificate L2367

**Laboratory** : WearCheck USA - 501 Madison Ave., Cary, NC 27513  
**Sample No.** : GFL0088794  
**Lab Number** : 05922568  
**Unique Number** : 10602515  
**Test Package** : FLEET

**GFL Environmental - 010 - Stockbridge**  
 1280 Rum Creek Parkway  
 Stockbridge, GA  
 US 30281  
 Contact: JOSHUA TINKER  
 joshuatinker@gflenv.com

To discuss this sample report, contact Customer Service at 1-800-237-1369.

\* - Denotes test methods that are outside of the ISO 17025 scope of accreditation.

Statements of conformity to specifications are based on the simple acceptance decision rule (JCGM 106:2012)

T:  
F: