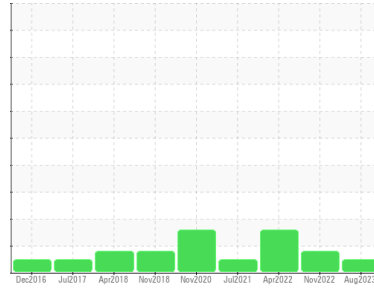


OIL ANALYSIS REPORT

Sample Rating Trend



NORMAL



Area
LINE 1 [907940685]
 Machine Id
[LINE 1] L1 PACTEC 0 L1 PACTEC 0
 Component
Gearbox
 Fluid
PETRO CANADA ENDURATEX EP 220 (--- GAL)

DIAGNOSIS

Recommendation

Resample at the next service interval to monitor.

Wear

All component wear rates are normal.

Contamination

There is no indication of any contamination in the oil.

Fluid Condition

The AN level is acceptable for this fluid. The condition of the oil is suitable for further service.

SAMPLE INFORMATION

	method	limit/base	current	history1	history2
Sample Number	Client Info		PCA0100812	PCA0080365	PCA0051678
Sample Date	Client Info		07 Aug 2023	29 Nov 2022	14 Apr 2022
Machine Age	hrs	Client Info	0	0	0
Oil Age	hrs	Client Info	0	0	0
Oil Changed	Client Info		N/A	N/A	N/A
Sample Status			NORMAL	ABNORMAL	ABNORMAL

WEAR METALS

	method	limit/base	current	history1	history2
PQ	ASTM D8184		11	21	35
Iron	ppm	ASTM D5185m >200	4	37	29
Chromium	ppm	ASTM D5185m >15	0	<1	<1
Nickel	ppm	ASTM D5185m >15	0	0	0
Titanium	ppm	ASTM D5185m	0	<1	<1
Silver	ppm	ASTM D5185m	0	0	0
Aluminum	ppm	ASTM D5185m >25	27	▲ 103	▲ 123
Lead	ppm	ASTM D5185m >100	0	<1	<1
Copper	ppm	ASTM D5185m >200	<1	3	3
Tin	ppm	ASTM D5185m >25	0	<1	<1
Antimony	ppm	ASTM D5185m >5	---	---	---
Vanadium	ppm	ASTM D5185m	0	0	0
Cadmium	ppm	ASTM D5185m	0	0	0

ADDITIVES

	method	limit/base	current	history1	history2
Boron	ppm	ASTM D5185m 60	0	0	<1
Barium	ppm	ASTM D5185m 0	0	6	0
Molybdenum	ppm	ASTM D5185m 0	0	0	0
Manganese	ppm	ASTM D5185m 0	0	<1	<1
Magnesium	ppm	ASTM D5185m 0	0	3	3
Calcium	ppm	ASTM D5185m 0	196	1603	1654
Phosphorus	ppm	ASTM D5185m 270	451	559	596
Zinc	ppm	ASTM D5185m 0	85	533	620
Sulfur	ppm	ASTM D5185m 11200	1242	976	814

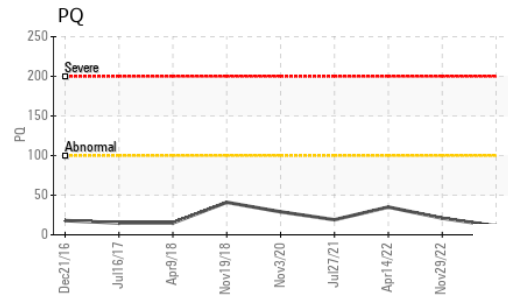
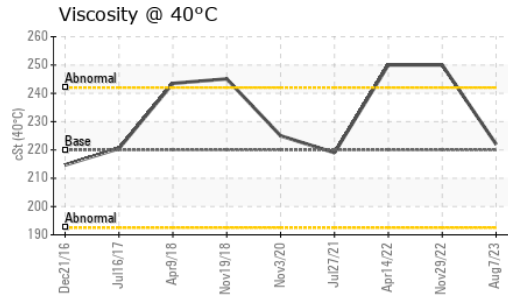
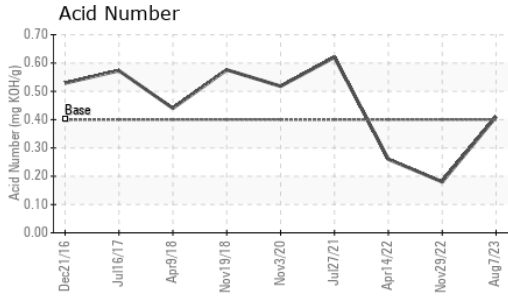
CONTAMINANTS

	method	limit/base	current	history1	history2
Silicon	ppm	ASTM D5185m >50	10	37	32
Sodium	ppm	ASTM D5185m	<1	2	<1
Potassium	ppm	ASTM D5185m >20	<1	0	1

FLUID DEGRADATION

	method	limit/base	current	history1	history2
Acid Number (AN)	mg KOH/g	ASTM D8045 0.40	0.41	0.18	0.26


OIL ANALYSIS REPORT



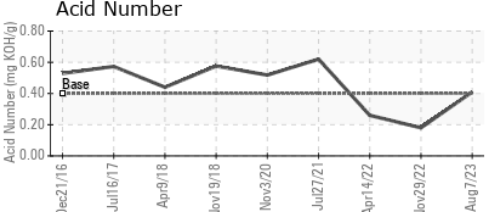
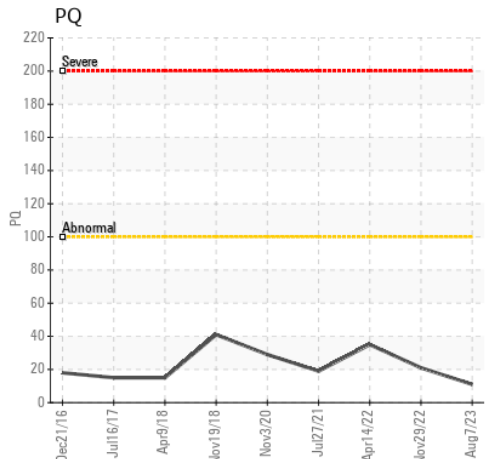
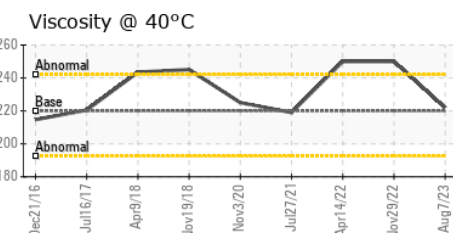
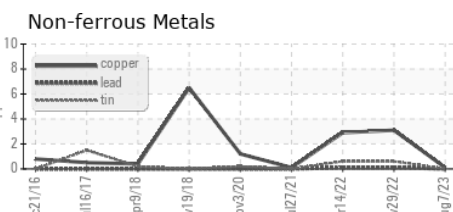
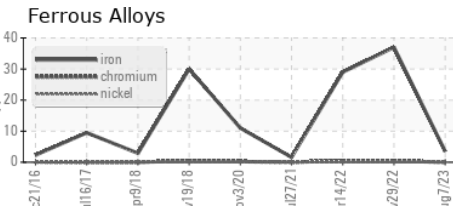
PARAMETER	method	limit/base	current	history1	history2
White Metal	scalar	*Visual	NONE	NONE	NONE
Yellow Metal	scalar	*Visual	NONE	NONE	NONE
Precipitate	scalar	*Visual	NONE	NONE	NONE
Silt	scalar	*Visual	NONE	NONE	NONE
Debris	scalar	*Visual	NONE	NONE	NONE
Sand/Dirt	scalar	*Visual	NONE	NONE	NONE
Appearance	scalar	*Visual	NORML	NORML	▲ MILKY
Odor	scalar	*Visual	NORML	NORML	NORML
Emulsified Water	scalar	*Visual	>0.2	NEG	NEG
Free Water	scalar	*Visual		NEG	NEG

PARAMETER	method	limit/base	current	history1	history2
Visc @ 40°C	cSt	ASTM D445	220	222	250

PARAMETER	method	limit/base	current	history1	history2
-----------	--------	------------	---------	----------	----------



GRAPHS



Laboratory : WearCheck USA - 501 Madison Ave., Cary, NC 27513
Sample No. : PCA0100812 **Received** : 14 Aug 2023
Lab Number : 05923522 **Diagnosed** : 15 Aug 2023
Unique Number : 10603469 **Diagnostician** : Doug Bogart
Test Package : IND 2 (Additional Tests: PQ)

THE HERSHEY COMPANY
 WEST HERSHEY - TECHNICAL ASSURANCE, 1033 OLDE WEST CHOCOLATE
 HERSHEY, PA
 US 17033
 Contact: CLINTON ZOHNER
 clintzohner@hersheys.com
 T: (717)374-4846
 F: (717)374-4594

Certificate L2367
 To discuss this sample report, contact Customer Service at 1-800-237-1369.
 * - Denotes test methods that are outside of the ISO 17025 scope of accreditation.
 Statements of conformity to specifications are based on the simple acceptance decision rule (JCGM 106:2012)