
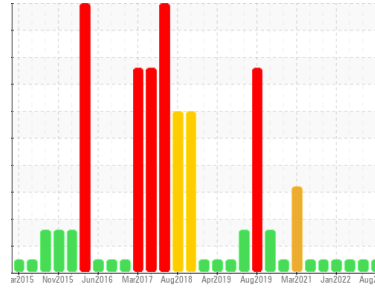


OIL ANALYSIS REPORT



Area
KEMP QUARRIES / RIVER VALLEY BACKBONE
Machine Id
WL088
Component
Front Differential
Fluid
MOBIL MOBILTRANS HD 50 (--- GAL)

Sample Rating Trend



DIAGNOSIS

Recommendation
Resample at the next service interval to monitor. (Customer Sample Comment: Hour meter 6146)

Wear
All component wear rates are normal.

Contamination
There is no indication of any contamination in the oil.

Fluid Condition
The condition of the oil is acceptable for the time in service.

SAMPLE INFORMATION

method	limit/base	current	history1	history2
Sample Number	Client Info	PCA0085866	PCA0070232	PCA0049259
Sample Date	Client Info	09 Aug 2023	14 Nov 2022	17 Feb 2022
Machine Age	hrs	36443	5802	5321
Oil Age	hrs	30641	5802	3907
Oil Changed	Client Info	Not Changed	Changed	Not Changed
Sample Status		NORMAL	NORMAL	NORMAL

WEAR METALS

method	limit/base	current	history1	history2	
Iron	ppm	ASTM D5185m >500	26	91	51
Chromium	ppm	ASTM D5185m >3	0	<1	<1
Nickel	ppm	ASTM D5185m >3	0	0	<1
Titanium	ppm	ASTM D5185m >2	<1	<1	<1
Silver	ppm	ASTM D5185m >2	0	0	0
Aluminum	ppm	ASTM D5185m >30	4	4	3
Lead	ppm	ASTM D5185m >13	<1	<1	2
Copper	ppm	ASTM D5185m >103	2	10	6
Tin	ppm	ASTM D5185m >5	0	<1	<1
Antimony	ppm	ASTM D5185m >5	---	---	<1
Vanadium	ppm	ASTM D5185m	0	0	0
Cadmium	ppm	ASTM D5185m	0	0	<1

ADDITIVES

method	limit/base	current	history1	history2	
Boron	ppm	ASTM D5185m	0	8	4
Barium	ppm	ASTM D5185m	0	0	0
Molybdenum	ppm	ASTM D5185m	<1	<1	<1
Manganese	ppm	ASTM D5185m	<1	<1	<1
Magnesium	ppm	ASTM D5185m	12	8	12
Calcium	ppm	ASTM D5185m	2944	2882	3308
Phosphorus	ppm	ASTM D5185m	1032	1033	1194
Zinc	ppm	ASTM D5185m	1247	1262	1506
Sulfur	ppm	ASTM D5185m	4967	6008	5235

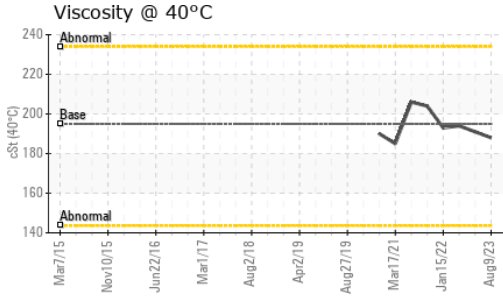
CONTAMINANTS

method	limit/base	current	history1	history2	
Silicon	ppm	ASTM D5185m >100	29	46	21
Sodium	ppm	ASTM D5185m	0	0	<1
Potassium	ppm	ASTM D5185m >20	1	2	1

VISUAL

method	limit/base	current	history1	history2	
White Metal	scalar	*Visual NONE	NONE	NONE	NONE
Yellow Metal	scalar	*Visual NONE	NONE	NONE	NONE
Precipitate	scalar	*Visual NONE	NONE	NONE	NONE
Silt	scalar	*Visual NONE	NONE	NONE	NONE
Debris	scalar	*Visual NONE	NONE	NONE	NONE
Sand/Dirt	scalar	*Visual NONE	NONE	NONE	NONE
Appearance	scalar	*Visual NORML	NORML	NORML	NORML
Odor	scalar	*Visual NORML	NORML	NORML	NORML
Emulsified Water	scalar	*Visual >.2	NEG	NEG	NEG
Free Water	scalar	*Visual	NEG	NEG	NEG

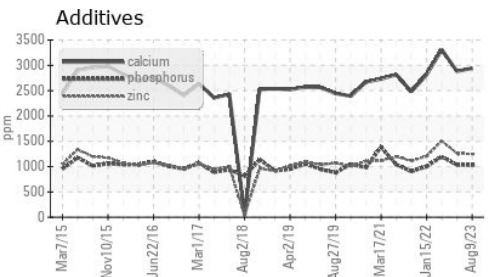
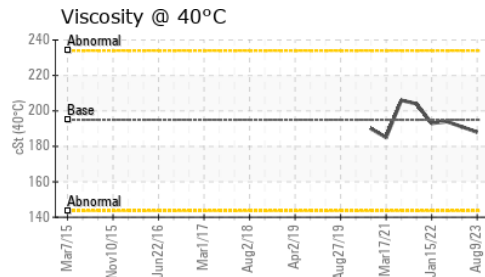
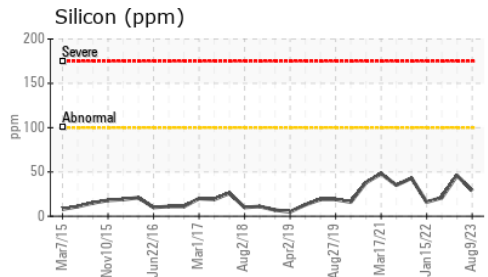
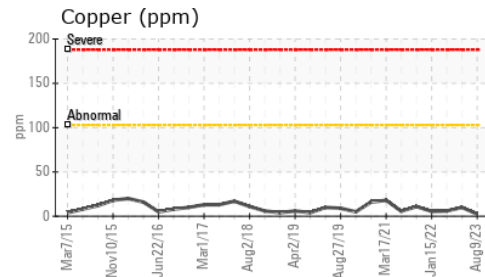
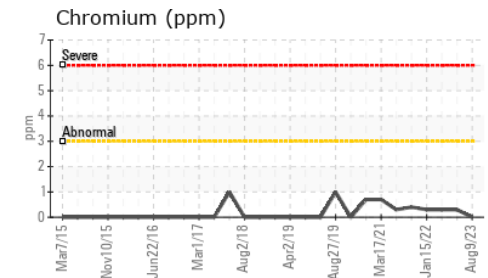
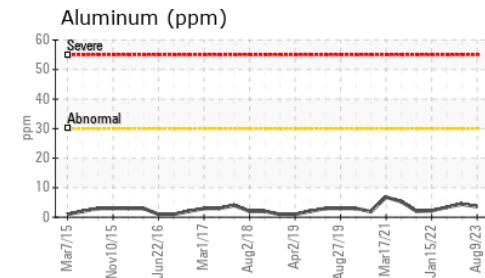
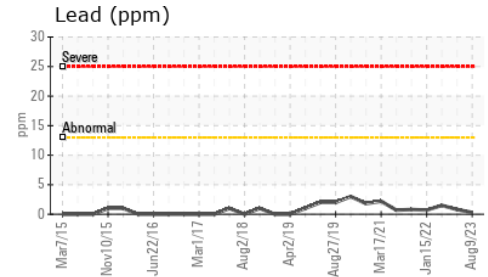
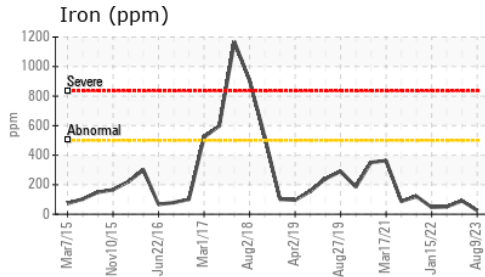
OIL ANALYSIS REPORT



FLUID PROPERTIES		method	limit/base	current	history1	history2
Visc @ 40°C	cSt	ASTM D445	195	188	191	194

SAMPLE IMAGES		method	limit/base	current	history1	history2
Color				no image	no image	no image
Bottom				no image	no image	no image

GRAPHS



Certificate L2367

Laboratory : WearCheck USA - 501 Madison Ave., Cary, NC 27513
Sample No. : PCA0085866 **Received** : 14 Aug 2023
Lab Number : 05924557 **Diagnosed** : 16 Aug 2023
Unique Number : 10604504 **Diagnostician** : Sean Felton
Test Package : MOB 1

Kemp Quarries - River Valley - Backbone
 5600 S Hwy 253
 Huntington, AR
 US 72940
 Contact:

To discuss this sample report, contact Customer Service at 1-800-237-1369.

* - Denotes test methods that are outside of the ISO 17025 scope of accreditation.

Statements of conformity to specifications are based on the simple acceptance decision rule (JCGM 106:2012)

backbone@rivervalleyquarries.com

T:
F: