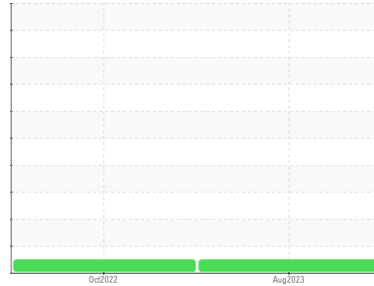




OIL ANALYSIS REPORT

Sample Rating Trend



NORMAL



Machine Id
793M

Component
Diesel Engine

Fluid
PETRO CANADA DURON SHP 15W40 (--- GAL)

DIAGNOSIS

Recommendation

Resample at the next service interval to monitor.

Wear

All component wear rates are normal.

Contamination

There is no indication of any contamination in the oil.

Fluid Condition

The BN result indicates that there is suitable alkalinity remaining in the oil. The condition of the oil is suitable for further service.

SAMPLE INFORMATION

method	limit/base	current	history1	history2
Sample Number	Client Info	GFL0084876	GFL0052062	---
Sample Date	Client Info	17 Aug 2023	07 Oct 2022	---
Machine Age	hrs	Client Info	15586	13133
Oil Age	hrs	Client Info	2453	13133
Oil Changed	Client Info	Changed	Changed	---
Sample Status		NORMAL	NORMAL	---

CONTAMINATION

method	limit/base	current	history1	history2
Fuel	WC Method >5	<1.0	<1.0	---
Glycol	WC Method	NEG	NEG	---

WEAR METALS

method	limit/base	current	history1	history2
Iron	ppm ASTM D5185m >100	28	62	---
Chromium	ppm ASTM D5185m >20	1	3	---
Nickel	ppm ASTM D5185m >4	0	0	---
Titanium	ppm ASTM D5185m	<1	0	---
Silver	ppm ASTM D5185m >3	0	0	---
Aluminum	ppm ASTM D5185m >20	<1	17	---
Lead	ppm ASTM D5185m >40	0	<1	---
Copper	ppm ASTM D5185m >330	2	8	---
Tin	ppm ASTM D5185m >15	0	0	---
Vanadium	ppm ASTM D5185m	<1	0	---
Cadmium	ppm ASTM D5185m	0	0	---

ADDITIVES

method	limit/base	current	history1	history2
Boron	ppm ASTM D5185m 0	2	4	---
Barium	ppm ASTM D5185m 0	0	<1	---
Molybdenum	ppm ASTM D5185m 60	68	61	---
Manganese	ppm ASTM D5185m 0	<1	<1	---
Magnesium	ppm ASTM D5185m 1010	1049	902	---
Calcium	ppm ASTM D5185m 1070	1217	1104	---
Phosphorus	ppm ASTM D5185m 1150	1080	1022	---
Zinc	ppm ASTM D5185m 1270	1332	1249	---
Sulfur	ppm ASTM D5185m 2060	3535	2941	---

CONTAMINANTS

method	limit/base	current	history1	history2
Silicon	ppm ASTM D5185m >25	6	5	---
Sodium	ppm ASTM D5185m	69	20	---
Potassium	ppm ASTM D5185m >20	2	4	---

INFRA-RED



method	limit/base	current	history1	history2
Soot %	% *ASTM D7844 >3	1.3	2	---
Nitration	Abs/cm *ASTM D7624 >20	9.9	12.3	---
Sulfation	Abs/.1mm *ASTM D7415 >30	21.1	26.2	---

FLUID DEGRADATION

method	limit/base	current	history1	history2
Oxidation	Abs/.1mm *ASTM D7414 >25	16.1	20.5	---
Base Number (BN)	mg KOH/g ASTM D2896 9.8	7.9	7.8	---



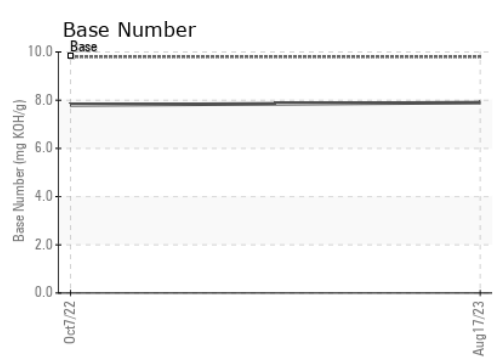
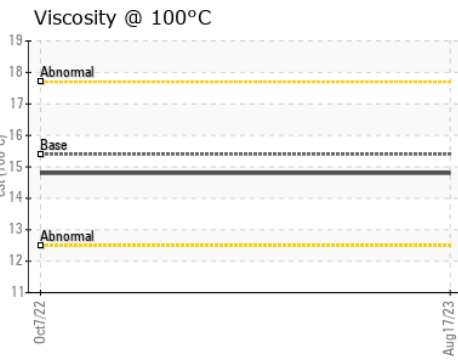
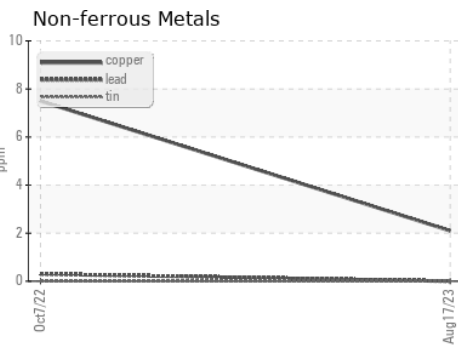
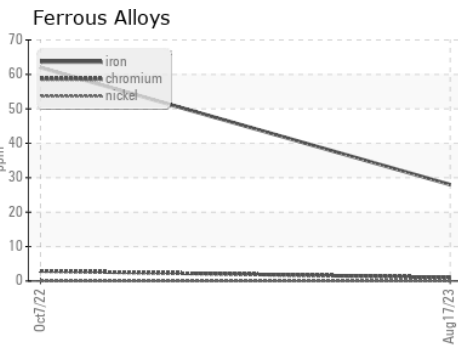
OIL ANALYSIS REPORT



VISUAL	method	limit/base	current	history1	history2
White Metal	scalar	*Visual	NONE	NONE	---
Yellow Metal	scalar	*Visual	NONE	NONE	---
Precipitate	scalar	*Visual	NONE	NONE	---
Silt	scalar	*Visual	NONE	NONE	---
Debris	scalar	*Visual	NONE	NONE	---
Sand/Dirt	scalar	*Visual	NONE	NONE	---
Appearance	scalar	*Visual	NORML	NORML	---
Odor	scalar	*Visual	NORML	NORML	---
Emulsified Water	scalar	*Visual	>0.2	NEG	---
Free Water	scalar	*Visual		NEG	---

FLUID PROPERTIES	method	limit/base	current	history1	history2	
Visc @ 100°C	cSt	ASTM D445	15.4	14.8	14.8	---

GRAPHS



Laboratory : WearCheck USA - 501 Madison Ave., Cary, NC 27513
Sample No. : GFL0084876 **Received** : 21 Aug 2023
Lab Number : **05929182** **Diagnosed** : 21 Aug 2023
Unique Number : 10609129 **Diagnostician** : Wes Davis
Test Package : FLEET

GFL Environmental - 410 - Michigan West
 39000 Van Born Rd
 Wayne, MI
 US 48184
 Contact: Belal Dgheish
 bdgheish@gflenv.com
 T: (734)714-2340
 F:

Certificate L2367
 To discuss this sample report, contact Customer Service at 1-800-237-1369.
 * - Denotes test methods that are outside of the ISO 17025 scope of accreditation.
 Statements of conformity to specifications are based on the simple acceptance decision rule (JCGM 106:2012)