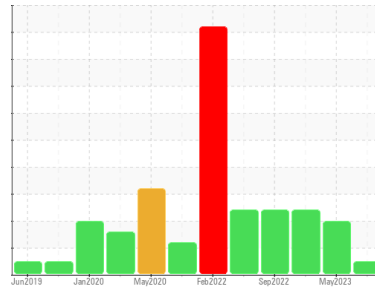




OIL ANALYSIS REPORT

Sample Rating Trend



NORMAL



Machine Id
726044-310073
 Component
Diesel Engine
 Fluid
PETRO CANADA DURON SHP 15W40 (--- GAL)

DIAGNOSIS

Recommendation

Resample at the next service interval to monitor. (Customer Sample Comment: Engine oil re sample)

Wear

All component wear rates are normal.

Contamination

Fuel content negligible. There is no indication of any contamination in the oil.

Fluid Condition

The BN result indicates that there is suitable alkalinity remaining in the oil. The condition of the oil is acceptable for the time in service.

SAMPLE INFORMATION

| | method | limit/base | current | history1 | history2 |
|---------------|-------------|-------------|--------------------|-------------|-------------|
| Sample Number | Client Info | | GFL0083450 | GFL0083429 | GFL0065210 |
| Sample Date | Client Info | | 09 Aug 2023 | 29 May 2023 | 20 Mar 2023 |
| Machine Age | hrs | Client Info | 17736 | 17141 | 16572 |
| Oil Age | hrs | Client Info | 17736 | 17141 | 16572 |
| Oil Changed | Client Info | | Not Changed | Changed | Changed |
| Sample Status | | | NORMAL | SEVERE | SEVERE |

CONTAMINATION

| | method | limit/base | current | history1 | history2 |
|--------|-----------|------------|------------|----------|----------|
| Glycol | WC Method | | NEG | NEG | NEG |

WEAR METALS

| | method | limit/base | current | history1 | history2 |
|----------|--------|------------------|--------------|----------|----------|
| Iron | ppm | ASTM D5185m >80 | 5 | 42 | 42 |
| Chromium | ppm | ASTM D5185m >5 | 0 | 1 | 2 |
| Nickel | ppm | ASTM D5185m >2 | 0 | <1 | <1 |
| Titanium | ppm | ASTM D5185m | <1 | 0 | <1 |
| Silver | ppm | ASTM D5185m >3 | 0 | 0 | 0 |
| Aluminum | ppm | ASTM D5185m >30 | 0 | 2 | 3 |
| Lead | ppm | ASTM D5185m >30 | 0 | 0 | <1 |
| Copper | ppm | ASTM D5185m >150 | <1 | 2 | 4 |
| Tin | ppm | ASTM D5185m >5 | 0 | <1 | <1 |
| Vanadium | ppm | ASTM D5185m | <1 | 0 | <1 |
| Cadmium | ppm | ASTM D5185m | 0 | 0 | 0 |

ADDITIVES

| | method | limit/base | current | history1 | history2 |
|------------|--------|------------------|--------------|----------|----------|
| Boron | ppm | ASTM D5185m 0 | 20 | 0 | 0 |
| Barium | ppm | ASTM D5185m 0 | 0 | 0 | 0 |
| Molybdenum | ppm | ASTM D5185m 60 | 55 | 54 | 46 |
| Manganese | ppm | ASTM D5185m 0 | <1 | <1 | 1 |
| Magnesium | ppm | ASTM D5185m 1010 | 796 | 876 | 712 |
| Calcium | ppm | ASTM D5185m 1070 | 1326 | 1005 | 833 |
| Phosphorus | ppm | ASTM D5185m 1150 | 897 | 878 | 729 |
| Zinc | ppm | ASTM D5185m 1270 | 1070 | 1116 | 950 |
| Sulfur | ppm | ASTM D5185m 2060 | 3247 | 3138 | 2190 |

CONTAMINANTS

| | method | limit/base | current | history1 | history2 |
|-----------|--------|-----------------|------------|----------|----------|
| Silicon | ppm | ASTM D5185m >20 | 3 | 6 | 8 |
| Sodium | ppm | ASTM D5185m | 4 | 8 | 3 |
| Potassium | ppm | ASTM D5185m >20 | 0 | <1 | <1 |
| Fuel | % | ASTM D3524 >5 | 0.9 | 9.0 | 21.6 |

INFRA-RED

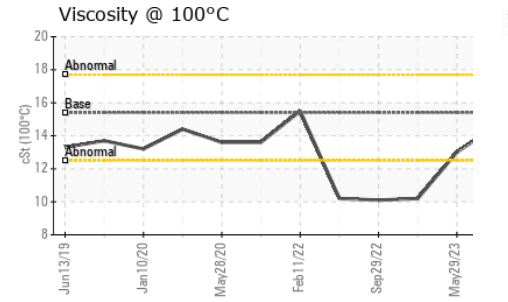
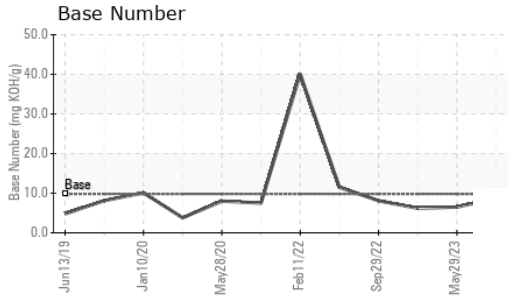
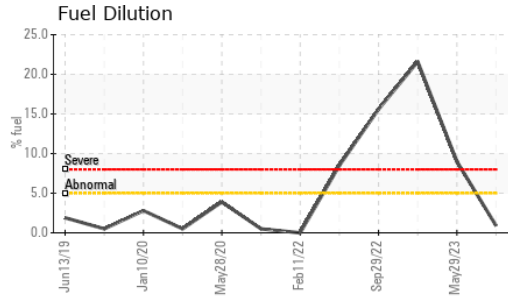
| | method | limit/base | current | history1 | history2 |
|-----------|----------|-----------------|-------------|----------|----------|
| Soot % | % | *ASTM D7844 >3 | 0.2 | 0.8 | 1 |
| Nitration | Abs/cm | *ASTM D7624 >20 | 6.1 | 13.6 | 14.2 |
| Sulfation | Abs/.1mm | *ASTM D7415 >30 | 18.1 | 23.6 | 23.8 |

FLUID DEGRADATION

| | method | limit/base | current | history1 | history2 |
|------------------|----------|-----------------|-------------|----------|----------|
| Oxidation | Abs/.1mm | *ASTM D7414 >25 | 14.5 | 24.4 | 26.2 |
| Base Number (BN) | mg KOH/g | ASTM D2896 9.8 | 8.7 | 6.5 | 6.2 |



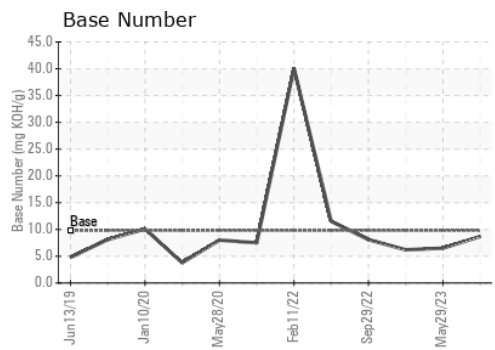
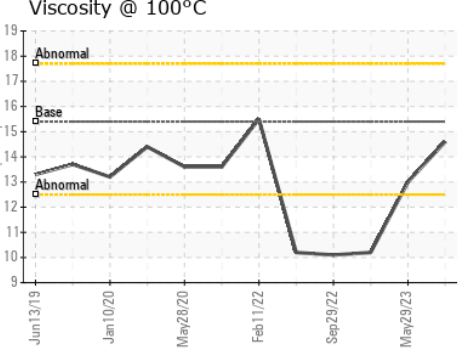
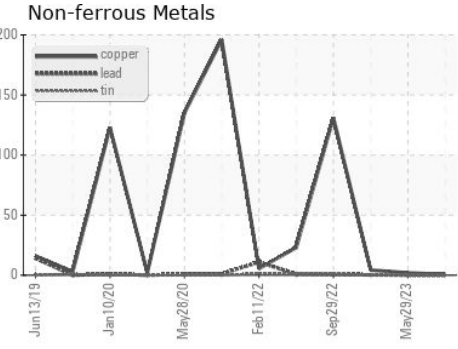
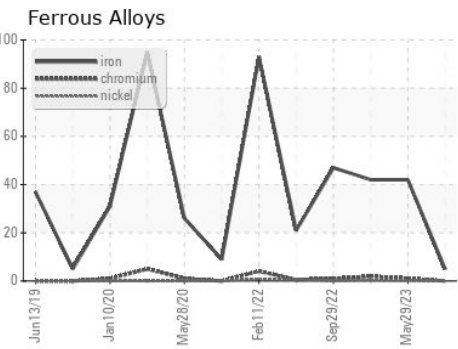
OIL ANALYSIS REPORT



| VISUAL | method | limit/base | current | history1 | history2 |
|------------------|--------|------------|---------|----------|----------|
| White Metal | scalar | *Visual | NONE | NONE | NONE |
| Yellow Metal | scalar | *Visual | NONE | NONE | NONE |
| Precipitate | scalar | *Visual | NONE | NONE | NONE |
| Silt | scalar | *Visual | NONE | NONE | NONE |
| Debris | scalar | *Visual | NONE | NONE | NONE |
| Sand/Dirt | scalar | *Visual | NONE | NONE | NONE |
| Appearance | scalar | *Visual | NORML | NORML | NORML |
| Odor | scalar | *Visual | NORML | NORML | NORML |
| Emulsified Water | scalar | *Visual | >0.2 | NEG | NEG |
| Free Water | scalar | *Visual | | NEG | NEG |

| FLUID PROPERTIES | method | limit/base | current | history1 | history2 |
|------------------|--------|------------|---------|-------------|-------------|
| Visc @ 100°C | cSt | ASTM D445 | 15.4 | 14.6 | 13.0 ▲ 10.2 |

GRAPHS



Certificate L2367

Laboratory : WearCheck USA - 501 Madison Ave., Cary, NC 27513
Sample No. : GFL0083450 **Received** : 21 Aug 2023
Lab Number : 05929201 **Diagnosed** : 22 Aug 2023
Unique Number : 10609148 **Diagnostician** : Don Baldrige
Test Package : FLEET (Additional Tests: PercentFuel)

GFL Environmental - 865 - East Mount Hauling
 7213 East Mount Houston Road
 Houston, TX
 US 77050
 Contact: Saul Castillo
 saul.castillo@gflenv.com

To discuss this sample report, contact Customer Service at 1-800-237-1369.

* - Denotes test methods that are outside of the ISO 17025 scope of accreditation.

Statements of conformity to specifications are based on the simple acceptance decision rule (JCGM 106:2012)

T:
F: