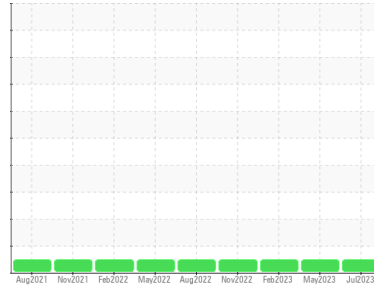


OIL ANALYSIS REPORT

Sample Rating Trend

NORMAL



Area
Galv Line
 Machine Id
[Galv Line] 640120-# 5 BRIDLE ROLL # 4
 Component
Gearbox
 Fluid
PETRO CANADA ENDURATEX EP 220 (--- GAL)

DIAGNOSIS

Recommendation

Resample at the next service interval to monitor.

Wear

All component wear rates are normal.

Contamination

There is no indication of any contamination in the oil.

Fluid Condition

The AN level is acceptable for this fluid. The condition of the oil is suitable for further service.

SAMPLE INFORMATION

method	limit/base	current	history1	history2
Sample Number	Client Info	PCA0101434	PCA0095443	PCA0089468
Sample Date	Client Info	01 Jul 2023	23 May 2023	01 Feb 2023
Machine Age	hrs	Client Info	0	0
Oil Age	hrs	Client Info	0	0
Oil Changed	Client Info	N/A	N/A	Not Changd
Sample Status		NORMAL	NORMAL	NORMAL

WEAR METALS

method	limit/base	current	history1	history2	
PQ	ASTM D8184	16	12	11	
Iron	ppm	ASTM D5185m >200	3	3	4
Chromium	ppm	ASTM D5185m >15	0	0	0
Nickel	ppm	ASTM D5185m >15	<1	0	0
Titanium	ppm	ASTM D5185m	0	<1	<1
Silver	ppm	ASTM D5185m	0	0	0
Aluminum	ppm	ASTM D5185m >25	0	<1	0
Lead	ppm	ASTM D5185m >100	<1	0	<1
Copper	ppm	ASTM D5185m >200	<1	0	<1
Tin	ppm	ASTM D5185m >25	0	0	0
Vanadium	ppm	ASTM D5185m	0	<1	0
Cadmium	ppm	ASTM D5185m	0	0	0

ADDITIVES

method	limit/base	current	history1	history2	
Boron	ppm	ASTM D5185m 60	57	60	50
Barium	ppm	ASTM D5185m 0	0	0	0
Molybdenum	ppm	ASTM D5185m 0	0	0	0
Manganese	ppm	ASTM D5185m 0	0	0	0
Magnesium	ppm	ASTM D5185m 0	<1	2	<1
Calcium	ppm	ASTM D5185m 0	4	5	9
Phosphorus	ppm	ASTM D5185m 270	247	265	255
Zinc	ppm	ASTM D5185m 0	3	0	7
Sulfur	ppm	ASTM D5185m 11200	6772	7986	7739

CONTAMINANTS

method	limit/base	current	history1	history2	
Silicon	ppm	ASTM D5185m >50	3	7	5
Sodium	ppm	ASTM D5185m	0	<1	<1
Potassium	ppm	ASTM D5185m >20	<1	3	0

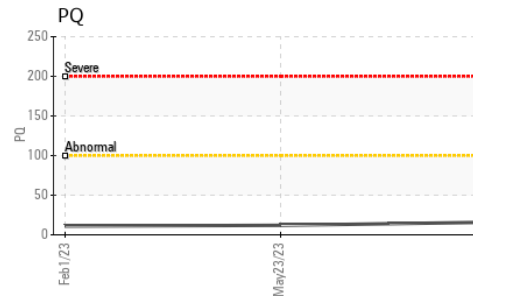
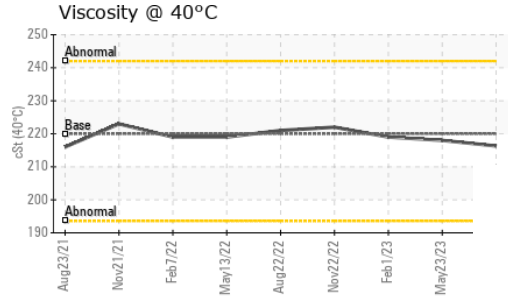
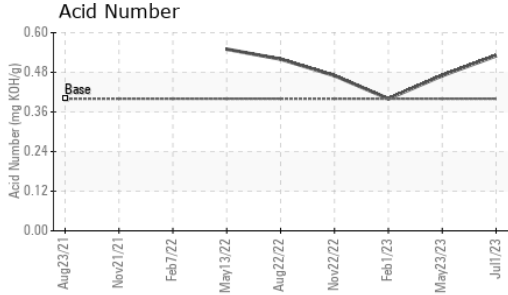
FLUID DEGRADATION

method	limit/base	current	history1	history2	
Acid Number (AN)	mg KOH/g	ASTM D8045 0.40	0.53	0.47	0.40

VISUAL


method	limit/base	current	history1	history2	
White Metal	scalar	*Visual NONE	NONE	NONE	NONE
Yellow Metal	scalar	*Visual NONE	NONE	NONE	NONE
Precipitate	scalar	*Visual NONE	NONE	NONE	NONE
Silt	scalar	*Visual NONE	NONE	LIGHT	NONE
Debris	scalar	*Visual NONE	NONE	NONE	NONE
Sand/Dirt	scalar	*Visual NONE	NONE	NONE	NONE
Appearance	scalar	*Visual NORML	NORML	NORML	NORML
Odor	scalar	*Visual NORML	NORML	NORML	NORML
Emulsified Water	scalar	*Visual >0.2	NEG	NEG	NEG
Free Water	scalar	*Visual	NEG	NEG	NEG

OIL ANALYSIS REPORT

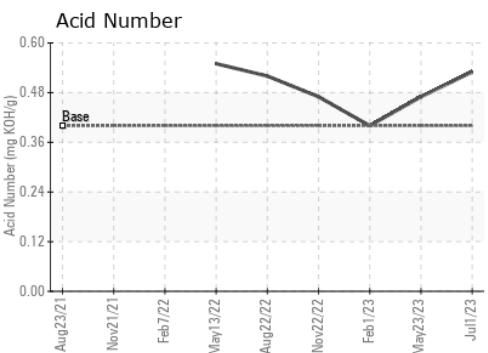
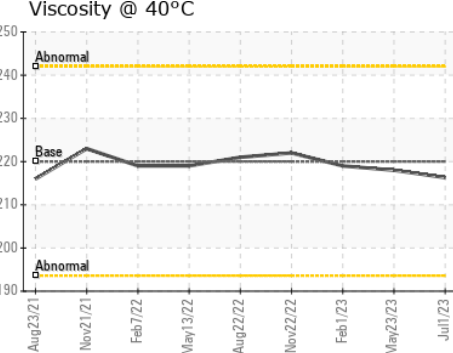
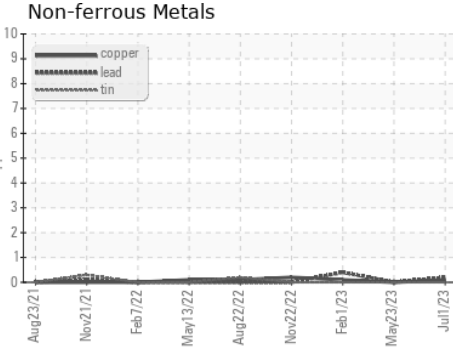
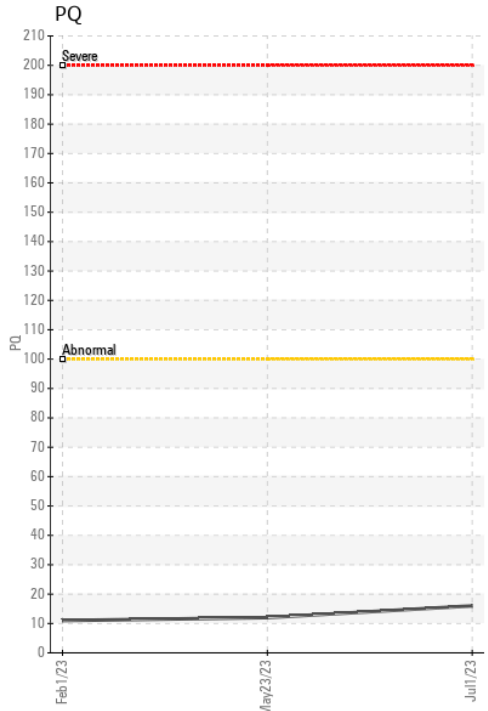
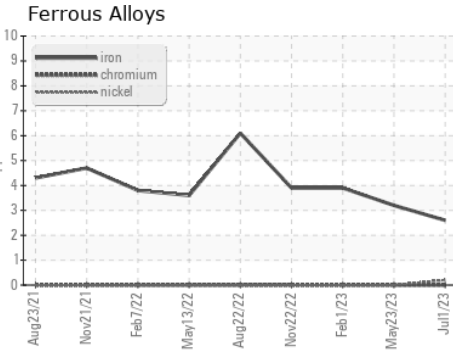


FLUID PROPERTIES	method	limit/base	current	history1	history2
Visc @ 40°C	cSt	ASTM D445 220	216.3	218	219

SAMPLE IMAGES	method	limit/base	current	history1	history2
---------------	--------	------------	---------	----------	----------



GRAPHS



Certificate L2367

Laboratory : WearCheck USA - 501 Madison Ave., Cary, NC 27513
Sample No. : PCA0101434 **Received** : 21 Aug 2023
Lab Number : **05929781** **Diagnosed** : 24 Aug 2023
Unique Number : 10615052 **Diagnostician** : Jonathan Hester
Test Package : PLANT

SDI - Steel Dynamics Inc. - Heartland
 455 West Industrial Drive
 Terre Haute, IN
 US 47802
 Contact: BRAD ELLIS
 brad.ellis@steeldynamics.com

To discuss this sample report, contact Customer Service at 1-800-237-1369.

* - Denotes test methods that are outside of the ISO 17025 scope of accreditation.

Statements of conformity to specifications are based on the simple acceptance decision rule (JCGM 106:2012)

T:
F: