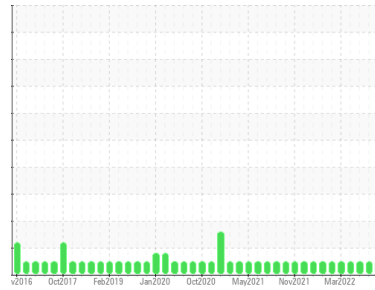




OIL ANALYSIS REPORT

Sample Rating Trend



NORMAL



Machine Id

2634

Component

Diesel Engine

Fluid

CHEVRON DELO 400 SDE SAE 15W40 (40 QTS)

DIAGNOSIS

Recommendation

Resample at the next service interval to monitor.

Wear

All component wear rates are normal.

Contamination

There is no indication of any contamination in the oil.

Fluid Condition

The BN result indicates that there is suitable alkalinity remaining in the oil. The condition of the oil is suitable for further service.

SAMPLE INFORMATION

	method	limit/base	current	history1	history2
Sample Number	Client Info		GFL0071565	GFL0071542	GFL0061703
Sample Date	Client Info		15 Aug 2023	24 May 2023	23 Feb 2023
Machine Age	hrs	Client Info	9999	9999	9999
Oil Age	hrs	Client Info	600	600	600
Oil Changed	Client Info		Changed	Changed	Changed
Sample Status			NORMAL	NORMAL	NORMAL

CONTAMINATION

	method	limit/base	current	history1	history2
Fuel	WC Method	>3.0	<1.0	<1.0	<1.0
Glycol	WC Method		NEG	NEG	NEG

WEAR METALS

	method	limit/base	current	history1	history2
Iron	ppm	ASTM D5185m >165	18	16	14
Chromium	ppm	ASTM D5185m >5	<1	1	<1
Nickel	ppm	ASTM D5185m >4	0	0	0
Titanium	ppm	ASTM D5185m >2	<1	<1	0
Silver	ppm	ASTM D5185m >2	0	<1	<1
Aluminum	ppm	ASTM D5185m >20	3	3	<1
Lead	ppm	ASTM D5185m >150	2	2	2
Copper	ppm	ASTM D5185m >90	<1	<1	<1
Tin	ppm	ASTM D5185m >5	<1	<1	<1
Vanadium	ppm	ASTM D5185m	<1	0	<1
Cadmium	ppm	ASTM D5185m	0	0	0

ADDITIVES

	method	limit/base	current	history1	history2
Boron	ppm	ASTM D5185m	<1	4	8
Barium	ppm	ASTM D5185m	0	0	0
Molybdenum	ppm	ASTM D5185m	65	68	66
Manganese	ppm	ASTM D5185m	<1	<1	<1
Magnesium	ppm	ASTM D5185m	1038	1044	923
Calcium	ppm	ASTM D5185m	1172	1216	1194
Phosphorus	ppm	ASTM D5185m 760	1066	1137	1013
Zinc	ppm	ASTM D5185m 800	1322	1374	1319
Sulfur	ppm	ASTM D5185m 3000	3598	3686	3504

CONTAMINANTS

	method	limit/base	current	history1	history2
Silicon	ppm	ASTM D5185m >35	8	7	7
Sodium	ppm	ASTM D5185m	6	6	5
Potassium	ppm	ASTM D5185m >20	3	3	2

INFRA-RED

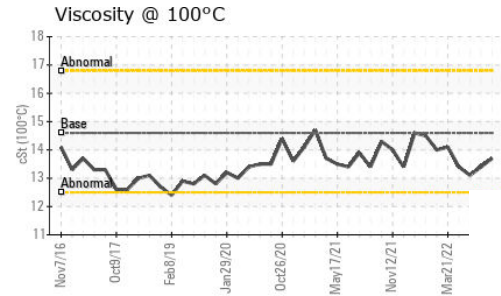
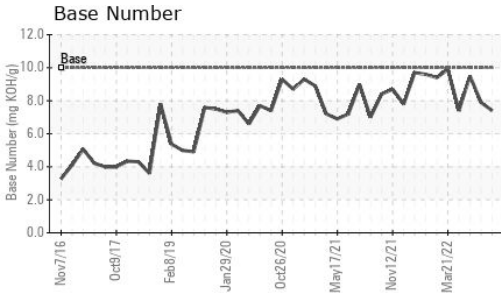
	method	limit/base	current	history1	history2
Soot %	%	*ASTM D7844 >7.5	0.5	0.5	0.1
Nitration	Abs/cm	*ASTM D7624 >20	10.7	9.9	4.5
Sulfation	Abs/.1mm	*ASTM D7415 >30	21.7	21.3	17.3

FLUID DEGRADATION

	method	limit/base	current	history1	history2
Oxidation	Abs/.1mm	*ASTM D7414 >25	18.9	17.8	12.4
Base Number (BN)	mg KOH/g	ASTM D2896 10	7.4	7.9	9.5



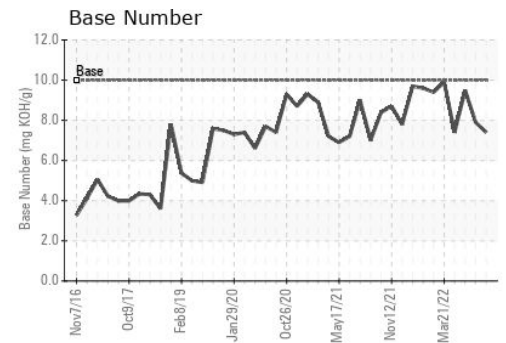
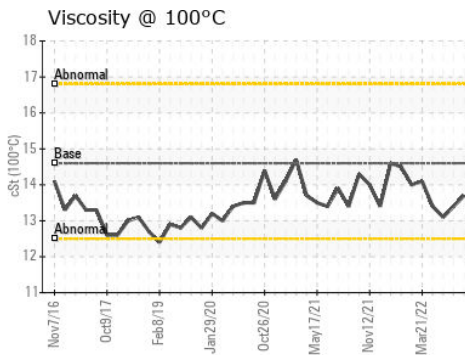
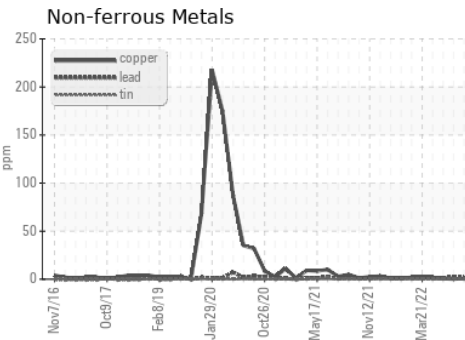
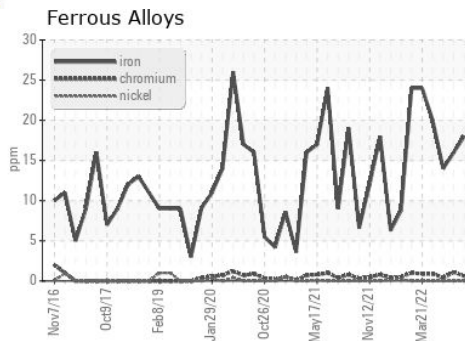
OIL ANALYSIS REPORT



VISUAL	method	limit/base	current	history1	history2
White Metal	scalar	*Visual	NONE	NONE	NONE
Yellow Metal	scalar	*Visual	NONE	NONE	NONE
Precipitate	scalar	*Visual	NONE	NONE	NONE
Silt	scalar	*Visual	NONE	NONE	NONE
Debris	scalar	*Visual	NONE	NONE	NONE
Sand/Dirt	scalar	*Visual	NONE	NONE	NONE
Appearance	scalar	*Visual	NORML	NORML	NORML
Odor	scalar	*Visual	NORML	NORML	NORML
Emulsified Water	scalar	*Visual	>0.2	NEG	NEG
Free Water	scalar	*Visual		NEG	NEG

FLUID PROPERTIES	method	limit/base	current	history1	history2	
Visc @ 100°C	cSt	ASTM D445	14.6	13.7	13.4	13.1

GRAPHS



Certificate L2367

Laboratory : WearCheck USA - 501 Madison Ave., Cary, NC 27513
 Sample No. : GFL0071565
 Lab Number : **05930646**
 Unique Number : 10615917
 Test Package : FLEET

GFL Environmental - 035 - Greensboro
 1236 Elon Place
 High Point, NC
 US 27263
 Contact: JORGE COSTA
 jorge.costa@gflenv.com
 T: (336)668-3712
 F:

To discuss this sample report, contact Customer Service at 1-800-237-1369.

* - Denotes test methods that are outside of the ISO 17025 scope of accreditation.

Statements of conformity to specifications are based on the simple acceptance decision rule (JCGM 106:2012)