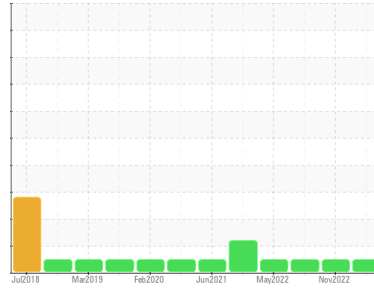


OIL ANALYSIS REPORT

Sample Rating Trend



NORMAL



Machine Id
VOLVO 7950

Component
Diesel Engine

Fluid
PETRO CANADA DURON SHP 10W30 (38 QTS)

DIAGNOSIS

Recommendation

Resample at the next service interval to monitor.

Wear

All component wear rates are normal.

Contamination

There is no indication of any contamination in the oil.

Fluid Condition

The BN result indicates that there is suitable alkalinity remaining in the oil. The condition of the oil is suitable for further service.

SAMPLE INFORMATION		method	limit/base	current	history1	history2
Sample Number	Client Info			PCA0095527	PCA0081158	PCA0075616
Sample Date	Client Info			15 May 2023	21 Nov 2022	16 Jun 2022
Machine Age	mls	Client Info		683788	683788	683788
Oil Age	mls	Client Info		15000	683788	667385
Oil Changed	Client Info			Not Changed	Changed	Changed
Sample Status				NORMAL	NORMAL	NORMAL

CONTAMINATION		method	limit/base	current	history1	history2
Fuel	WC Method		>6.0	<1.0	<1.0	<1.0
Glycol	WC Method			NEG	NEG	NEG

WEAR METALS		method	limit/base	current	history1	history2
Iron	ppm	ASTM D5185m	>100	17	8	54
Chromium	ppm	ASTM D5185m	>20	<1	<1	1
Nickel	ppm	ASTM D5185m	>2	<1	0	2
Titanium	ppm	ASTM D5185m		15	13	5
Silver	ppm	ASTM D5185m	>2	0	0	<1
Aluminum	ppm	ASTM D5185m	>25	2	2	6
Lead	ppm	ASTM D5185m	>40	<1	0	3
Copper	ppm	ASTM D5185m	>330	4	1	4
Tin	ppm	ASTM D5185m	>15	<1	0	2
Vanadium	ppm	ASTM D5185m		0	0	0
Cadmium	ppm	ASTM D5185m		0	0	0

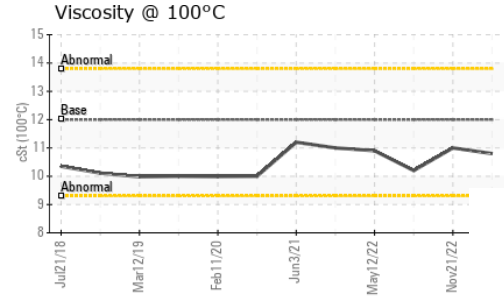
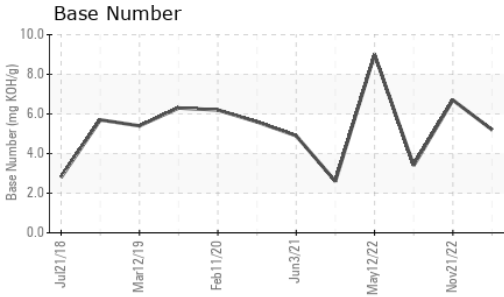
ADDITIVES		method	limit/base	current	history1	history2
Boron	ppm	ASTM D5185m	2	6	0	8
Barium	ppm	ASTM D5185m	0	0	0	0
Molybdenum	ppm	ASTM D5185m	50	49	50	48
Manganese	ppm	ASTM D5185m	0	<1	<1	<1
Magnesium	ppm	ASTM D5185m	950	779	798	779
Calcium	ppm	ASTM D5185m	1050	1193	1146	1020
Phosphorus	ppm	ASTM D5185m	995	969	930	871
Zinc	ppm	ASTM D5185m	1180	1171	1147	1094
Sulfur	ppm	ASTM D5185m	2600	2703	3204	2625

CONTAMINANTS		method	limit/base	current	history1	history2
Silicon	ppm	ASTM D5185m	>25	6	4	7
Sodium	ppm	ASTM D5185m		8	2	4
Potassium	ppm	ASTM D5185m	>20	9	0	<1

INFRA-RED		method	limit/base	current	history1	history2
Soot %	%	*ASTM D7844	>3	0.2	0.1	0.8
Nitration	Abs/cm	*ASTM D7624	>20	9.3	8.2	13.4
Sulfation	Abs/.1mm	*ASTM D7415	>30	20.8	19.5	26.2

FLUID DEGRADATION		method	limit/base	current	history1	history2
Oxidation	Abs/.1mm	*ASTM D7414	>25	16.4	14.9	25.1
Base Number (BN)	mg KOH/g	ASTM D2896		5.2	6.7	3.4

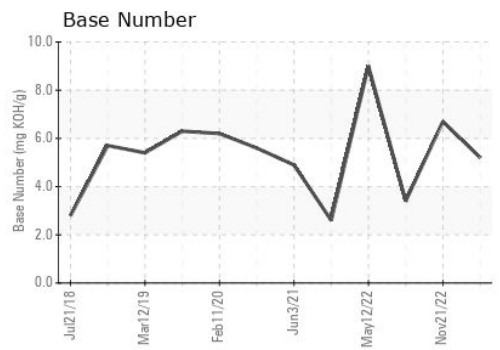
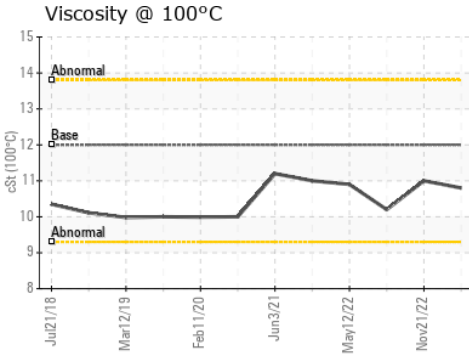
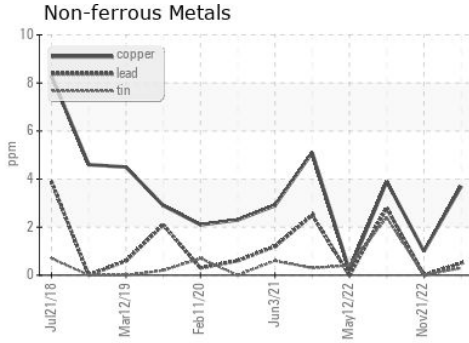
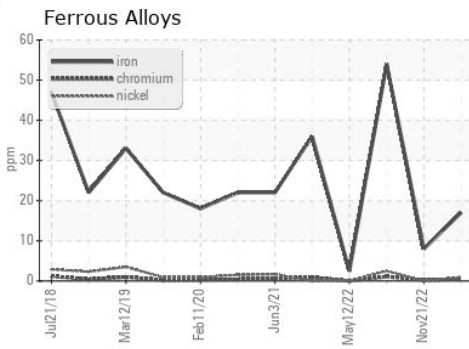
OIL ANALYSIS REPORT



VISUAL	method	limit/base	current	history1	history2
White Metal	scalar	*Visual	NONE	NONE	NONE
Yellow Metal	scalar	*Visual	NONE	NONE	NONE
Precipitate	scalar	*Visual	NONE	NONE	NONE
Silt	scalar	*Visual	NONE	NONE	NONE
Debris	scalar	*Visual	NONE	NONE	NONE
Sand/Dirt	scalar	*Visual	NONE	NONE	NONE
Appearance	scalar	*Visual	NORML	NORML	NORML
Odor	scalar	*Visual	NORML	NORML	NORML
Emulsified Water	scalar	*Visual	>0.2	NEG	NEG
Free Water	scalar	*Visual		NEG	NEG

FLUID PROPERTIES	method	limit/base	current	history1	history2	
Visc @ 100°C	cSt	ASTM D445	12.00	10.8	11.0	10.2

GRAPHS



Laboratory : WearCheck USA - 501 Madison Ave., Cary, NC 27513
Sample No. : PCA0095527 **Received** : 22 Aug 2023
Lab Number : **05930722** **Diagnosed** : 22 Aug 2023
Unique Number : 10615993 **Diagnostician** : Wes Davis
Test Package : FLEET

PERDUE FARMS - BRIDGEVILLE
 8634 E NEWTON RD
 BRIDGEVILLE, DE
 US 19933
 Contact: GEORGE LACATES

To discuss this sample report, contact Customer Service at 1-800-237-1369.
 * - Denotes test methods that are outside of the ISO 17025 scope of accreditation.
 Statements of conformity to specifications are based on the simple acceptance decision rule (JCGM 106:2012)

T:
F: