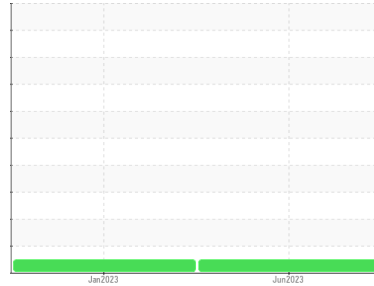


OIL ANALYSIS REPORT

Sample Rating Trend



NORMAL



Machine Id
2126937
 Component
Rear Differential
 Fluid
GEAR OIL SAE 75W90 (--- QTS)

DIAGNOSIS

Recommendation

Resample at the next service interval to monitor.

Wear

All component wear rates are normal.

Contamination

There is no indication of any contamination in the oil.

Fluid Condition

The condition of the oil is acceptable for the time in service.

SAMPLE INFORMATION		method	limit/base	current	history1	history2
Sample Number	Client Info			PCA0100157	PCA0090096	---
Sample Date	Client Info			28 Jun 2023	11 Jan 2023	---
Machine Age	mls	Client Info		60683	20000	---
Oil Age	mls	Client Info		60683	0	---
Oil Changed	Client Info			Not Changed	Not Changed	---
Sample Status				NORMAL	NORMAL	---

WEAR METALS		method	limit/base	current	history1	history2
Iron	ppm	ASTM D5185m	>500	144	102	---
Chromium	ppm	ASTM D5185m	>10	3	2	---
Nickel	ppm	ASTM D5185m	>10	6	4	---
Titanium	ppm	ASTM D5185m		<1	<1	---
Silver	ppm	ASTM D5185m		0	0	---
Aluminum	ppm	ASTM D5185m	>25	2	1	---
Lead	ppm	ASTM D5185m	>25	0	0	---
Copper	ppm	ASTM D5185m	>100	1	2	---
Tin	ppm	ASTM D5185m	>10	<1	<1	---
Vanadium	ppm	ASTM D5185m		0	0	---
Cadmium	ppm	ASTM D5185m		0	0	---

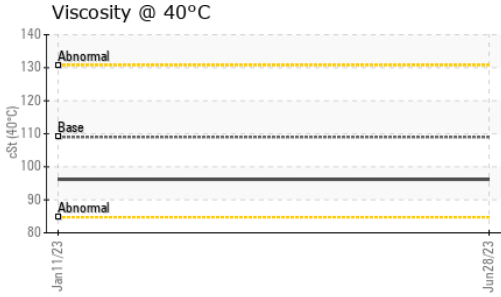
ADDITIVES		method	limit/base	current	history1	history2
Boron	ppm	ASTM D5185m	400	177	147	---
Barium	ppm	ASTM D5185m	200	0	0	---
Molybdenum	ppm	ASTM D5185m	12	<1	<1	---
Manganese	ppm	ASTM D5185m		11	10	---
Magnesium	ppm	ASTM D5185m	12	0	1	---
Calcium	ppm	ASTM D5185m	150	6	9	---
Phosphorus	ppm	ASTM D5185m	1650	1098	992	---
Zinc	ppm	ASTM D5185m	125	17	0	---
Sulfur	ppm	ASTM D5185m	22500	26737	24958	---

CONTAMINANTS		method	limit/base	current	history1	history2
Silicon	ppm	ASTM D5185m	>75	35	27	---
Sodium	ppm	ASTM D5185m		6	7	---
Potassium	ppm	ASTM D5185m	>20	3	2	---

VISUAL		method	limit/base	current	history1	history2
White Metal	scalar	*Visual	NONE	NONE	NONE	---
Yellow Metal	scalar	*Visual	NONE	NONE	NONE	---
Precipitate	scalar	*Visual	NONE	NONE	NONE	---
Silt	scalar	*Visual	NONE	NONE	NONE	---
Debris	scalar	*Visual	NONE	LIGHT	NONE	---
Sand/Dirt	scalar	*Visual	NONE	NONE	NONE	---
Appearance	scalar	*Visual	NORML	NORML	NORML	---
Odor	scalar	*Visual	NORML	NORML	NORML	---
Emulsified Water	scalar	*Visual	>.2	NEG	NEG	---
Free Water	scalar	*Visual		NEG	NEG	---

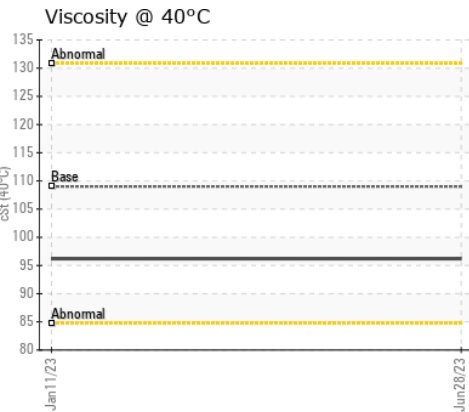
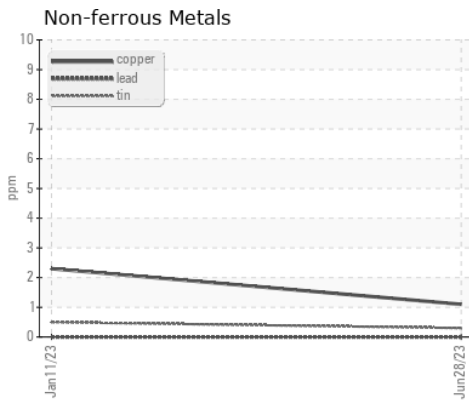
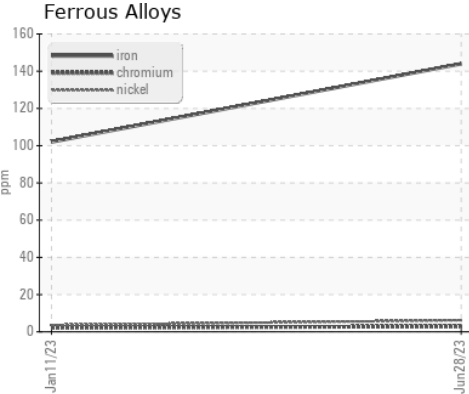
FLUID PROPERTIES		method	limit/base	current	history1	history2
Visc @ 40°C	cSt	ASTM D445	109	96.2	96.2	---

OIL ANALYSIS REPORT



SAMPLE IMAGES	method	limit/base	current	history1	history2
Color			no image	no image	no image
Bottom			no image	no image	no image

GRAPHS



Certificate L2367

Laboratory : WearCheck USA - 501 Madison Ave., Cary, NC 27513
Sample No. : PCA0100157
Lab Number : 05931013
Unique Number : 10616284
Test Package : FLEET

PERDUE FARMS - GEORGETOWN
 20621 SAVANAH RD
 GEORGETOWN, DE
 US 19947
 Contact: ROBERT LOCKWOOD
 Robert.Lockwood@Perdue.com

To discuss this sample report, contact Customer Service at 1-800-237-1369.

* - Denotes test methods that are outside of the ISO 17025 scope of accreditation.

Statements of conformity to specifications are based on the simple acceptance decision rule (JCGM 106:2012)

T:
F: