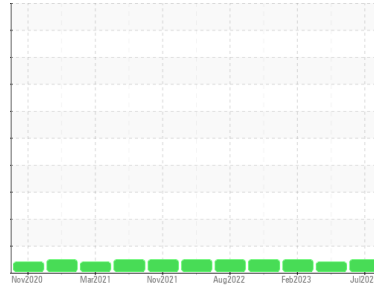


OIL ANALYSIS REPORT

Sample Rating Trend



NORMAL



Machine Id
2026888

Component
Front Differential

Fluid
PETRO CANADA TRAXON SYNTHETIC 75W90 (15 QTS)

DIAGNOSIS

Recommendation

Resample at the next service interval to monitor.

Wear

All component wear rates are normal.

Contamination

There is no indication of any contamination in the oil.

Fluid Condition

The condition of the oil is acceptable for the time in service.

SAMPLE INFORMATION

	method	limit/base	current	history1	history2
Sample Number	Client Info		PCA0102153	PCA0095548	PCA0092881
Sample Date	Client Info		23 Jul 2023	09 May 2023	26 Feb 2023
Machine Age	mls	Client Info	315230	295073	271943
Oil Age	mls	Client Info	315230	295073	271943
Oil Changed	Client Info		Not Chngd	Not Chngd	Not Chngd
Sample Status			NORMAL	ABNORMAL	NORMAL

WEAR METALS

	method	limit/base	current	history1	history2
Iron	ppm	ASTM D5185m >500	230	197	200
Chromium	ppm	ASTM D5185m >10	2	2	2
Nickel	ppm	ASTM D5185m >10	6	5	6
Titanium	ppm	ASTM D5185m	<1	<1	<1
Silver	ppm	ASTM D5185m	0	0	0
Aluminum	ppm	ASTM D5185m >25	1	2	2
Lead	ppm	ASTM D5185m >25	4	3	4
Copper	ppm	ASTM D5185m >100	56	50	51
Tin	ppm	ASTM D5185m >10	4	3	4
Vanadium	ppm	ASTM D5185m	0	0	<1
Cadmium	ppm	ASTM D5185m	0	0	<1

ADDITIVES

	method	limit/base	current	history1	history2
Boron	ppm	ASTM D5185m 328	262	249	255
Barium	ppm	ASTM D5185m 1	0	<1	0
Molybdenum	ppm	ASTM D5185m	<1	<1	<1
Manganese	ppm	ASTM D5185m	13	12	11
Magnesium	ppm	ASTM D5185m 1	0	3	4
Calcium	ppm	ASTM D5185m 7	7	10	14
Phosphorus	ppm	ASTM D5185m 1145	1387	1334	1304
Zinc	ppm	ASTM D5185m 3	17	8	23
Sulfur	ppm	ASTM D5185m 17909	26710	26411	22220

CONTAMINANTS

	method	limit/base	current	history1	history2
Silicon	ppm	ASTM D5185m >75	54	40	37
Sodium	ppm	ASTM D5185m	9	9	10
Potassium	ppm	ASTM D5185m >20	2	3	2

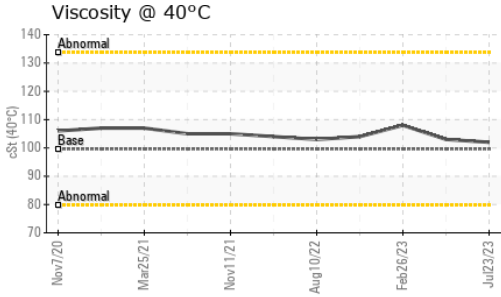
VISUAL

	method	limit/base	current	history1	history2
White Metal	scalar	*Visual NONE	NONE	NONE	NONE
Yellow Metal	scalar	*Visual NONE	NONE	NONE	NONE
Precipitate	scalar	*Visual NONE	NONE	NONE	NONE
Silt	scalar	*Visual NONE	NONE	NONE	NONE
Debris	scalar	*Visual NONE	NONE	▲ MODER	NONE
Sand/Dirt	scalar	*Visual NONE	NONE	NONE	NONE
Appearance	scalar	*Visual NORML	NORML	NORML	NORML
Odor	scalar	*Visual NORML	NORML	NORML	NORML
Emulsified Water	scalar	*Visual >.2	NEG	NEG	NEG
Free Water	scalar	*Visual	NEG	NEG	NEG

FLUID PROPERTIES

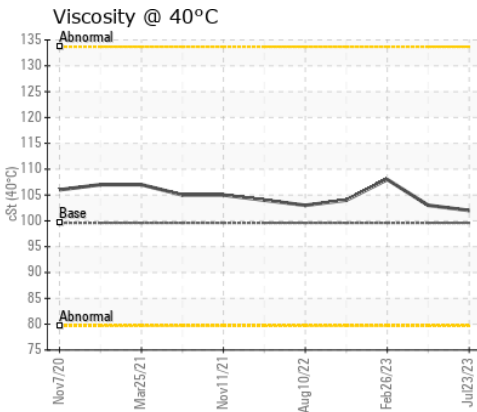
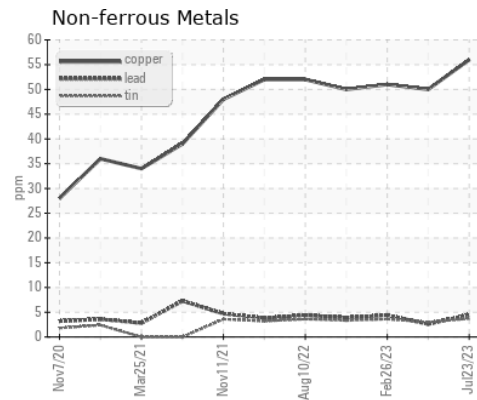
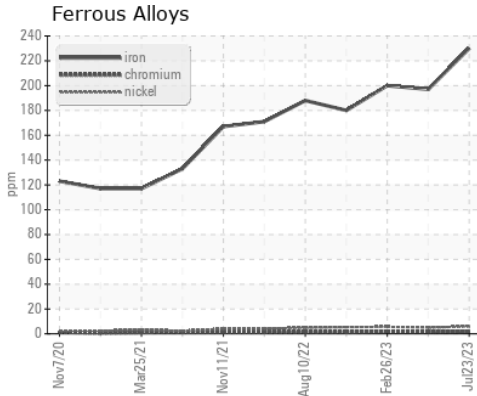
	method	limit/base	current	history1	history2
Visc @ 40°C	cSt	ASTM D445 99.6	102	103	108

OIL ANALYSIS REPORT



SAMPLE IMAGES	method	limit/base	current	history1	history2
Color			no image	no image	no image
Bottom			no image	no image	no image

GRAPHS



Certificate L2367

Laboratory : WearCheck USA - 501 Madison Ave., Cary, NC 27513
Sample No. : PCA0102153
Lab Number : 05931019
Unique Number : 10616290
Test Package : FLEET

PERDUE FARMS - GEORGETOWN
 20621 SAVANAH RD
 GEORGETOWN, DE
 US 19947
 Contact: ROBERT LOCKWOOD
 Robert.Lockwood@Perdue.com

To discuss this sample report, contact Customer Service at 1-800-237-1369.

* - Denotes test methods that are outside of the ISO 17025 scope of accreditation.

Statements of conformity to specifications are based on the simple acceptance decision rule (JCGM 106:2012)

T:
F: